




Michael Lyth
2016



Sorry

Printer
Out to Lunch



OUT TO LUNCH

WAS MARKETED BY CLARE CUMMINGS AND BOB ELLIS IN THE YEAR OF 1947

BASED ON A MASKING PRINCIPLE SHOWN TO THEM BY CLIFF LESTER, ALTHOUGH LATER THE IDEA WAS FOUND PUBLISHED IN HIS BOOK "TWENTY MAGICAL NOVELTIES (1930)

BY EDWARD BAGSHAWÉ AS PART OF "THE RECURRING NAME" EFFECT.

IN JULY 1948 WAS AWARDED AS THE YEAR'S BEST POCKET TRICK. BY GENIE

MENTALIST

MAX MAVEN



HAS FOUND THESE EARLIER SOURCES:

- THE PREMISE OF THE PRINCIPLE IN WILLIAM ROBINSON'S BOOK, SPIRIT SLATE WRITING AND KINDRED PHENOMENA (1898), ENTITLED THE INTERRUPTED FLAP
- TOM BOWYER'S "A MESSAGE FROM NOWHERE" IN THE APRIL 1928 LINKING RING
- WILLIAM LARSEN SR., "FINGER PRINTS" IN THE JULY 1923 SPHINX."

SO WHY HAVE I PUT "PRINTER OUT TO LUNCH" PDF/EFFECT TOGETHER?

MAINLY TO SHOW THERE IS STILL LIFE IN OLD IDEAS ONLY A LACK OF IMAGINATION MAY PREVENT THE READER FROM DREAMING UP ANY NEW IDEAS FOR THE EFFECTS IN THE BOTTOM OF THEIR SECRET CUPBOARD GATHERING DUST, NO PRACTICE AND NOBODY BEEN AMAZED.

BECAUSE SOMETHING IS SIMPLE TO PERFORM

DOES NOT MEAN IT SHOULD BE DISMISSED, BECAUSE WITH THE CORRECT PRESENTATION AND STYLE ANY EFFECT OF YESTERDAY CAN STILL AMAZE TODAY

PLUS WHEN I LEFT SCHOOL MY APPRENTICESHIP WAS AS A LITHOGRAPHIC MACHINE MANAGER

(PRINTER)

SO WITH THREE PURCHASES OF EBAY OF SOME MAGIC RELATED PRINTING BLOCKS

AND MY BLUE PETER BADGE AND SOME STICKY STUFF

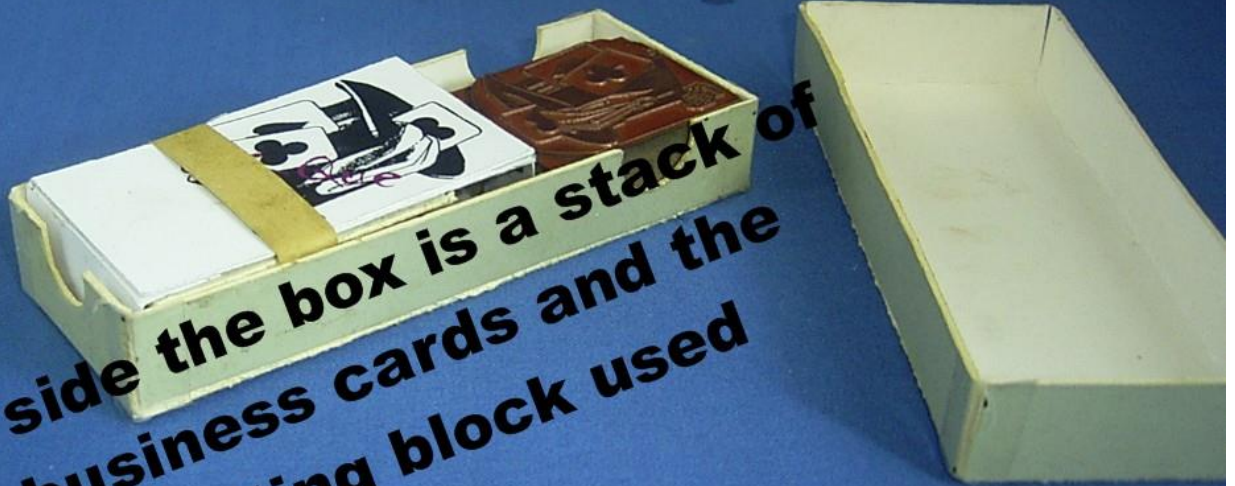


AN IDEA WAS BORN

**A long narrow card
board box lay in front of
the magician**



**In side the box is a stack of
business cards and the
printing block used**





**spectator signs the top of
stack of buisness cards**

**the performer
removes the
spectators signed
card and turns face
down onto the table**



**the print block is
removed and
examined by
spectator**






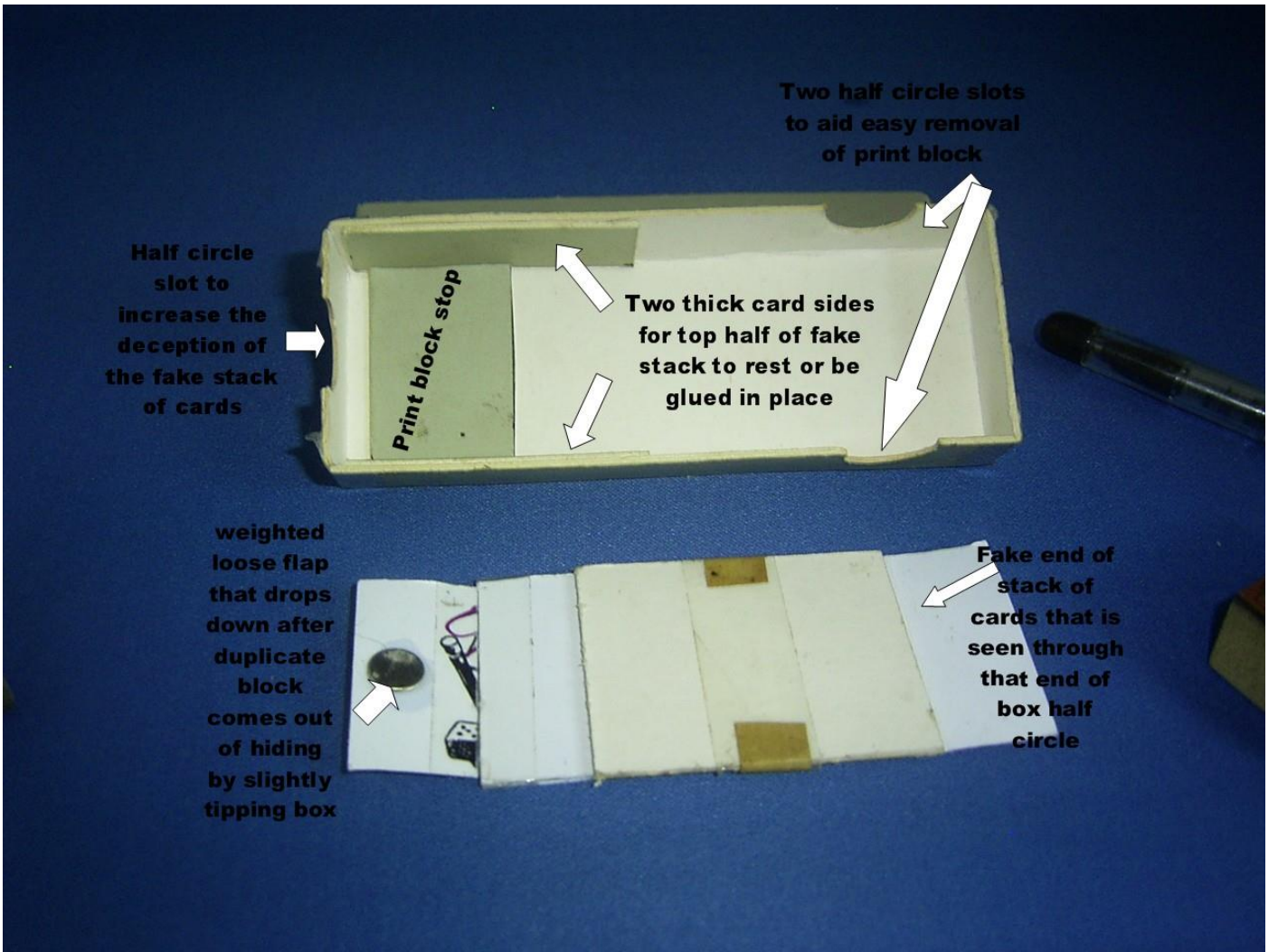
Next spectator selects a card (Force)

And the print block vanished

The lid is again removed to show the vanished printing block inside box and there card turned over to show there chosen card (force)



the whole bottom half of the box is gimmicked with a fake stack of cards with one loose card under the top half card masked by the brown paper strip "Out to lunch" once set up you are ready to go



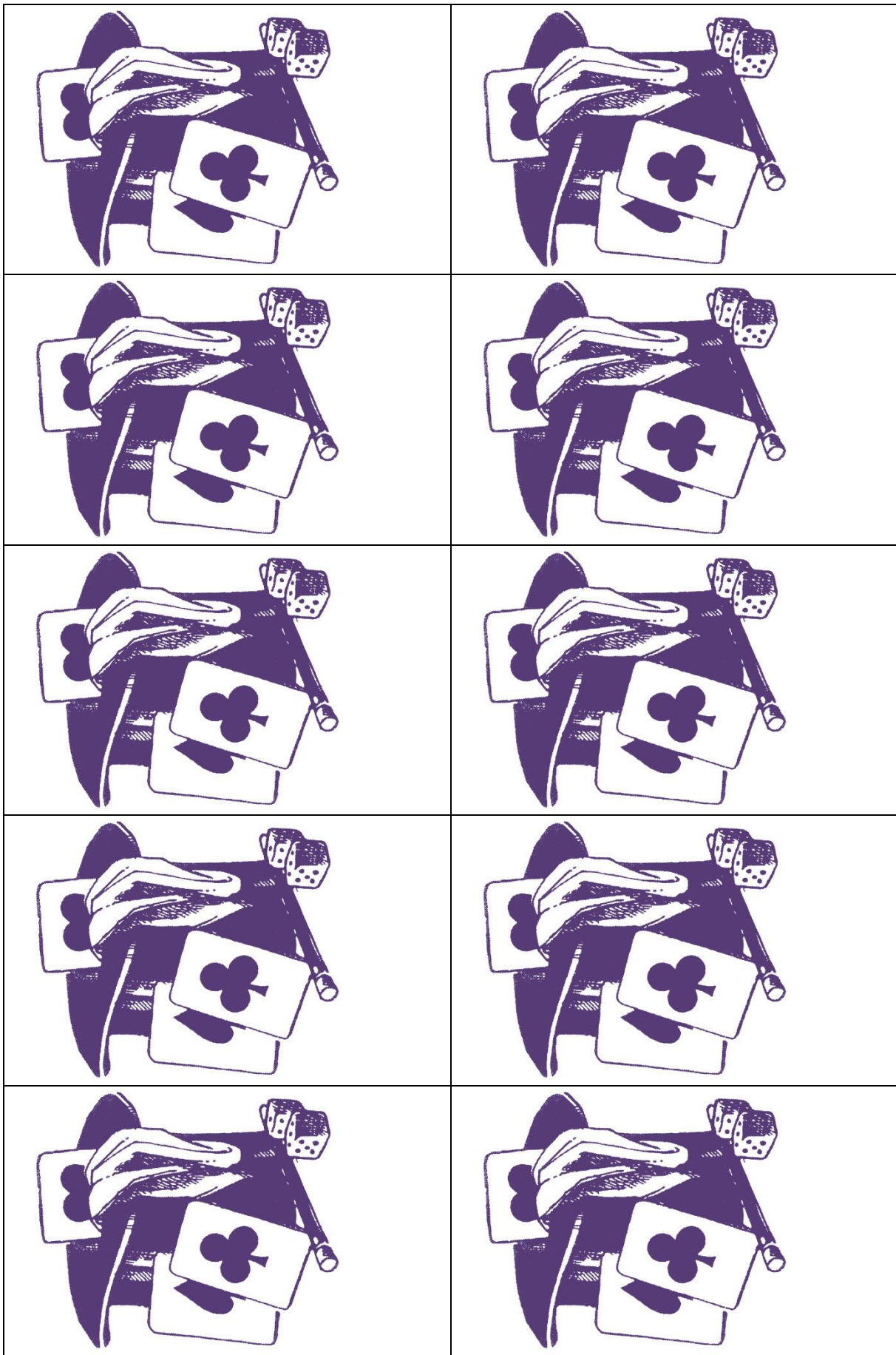
**The three print blocks of
eBay**

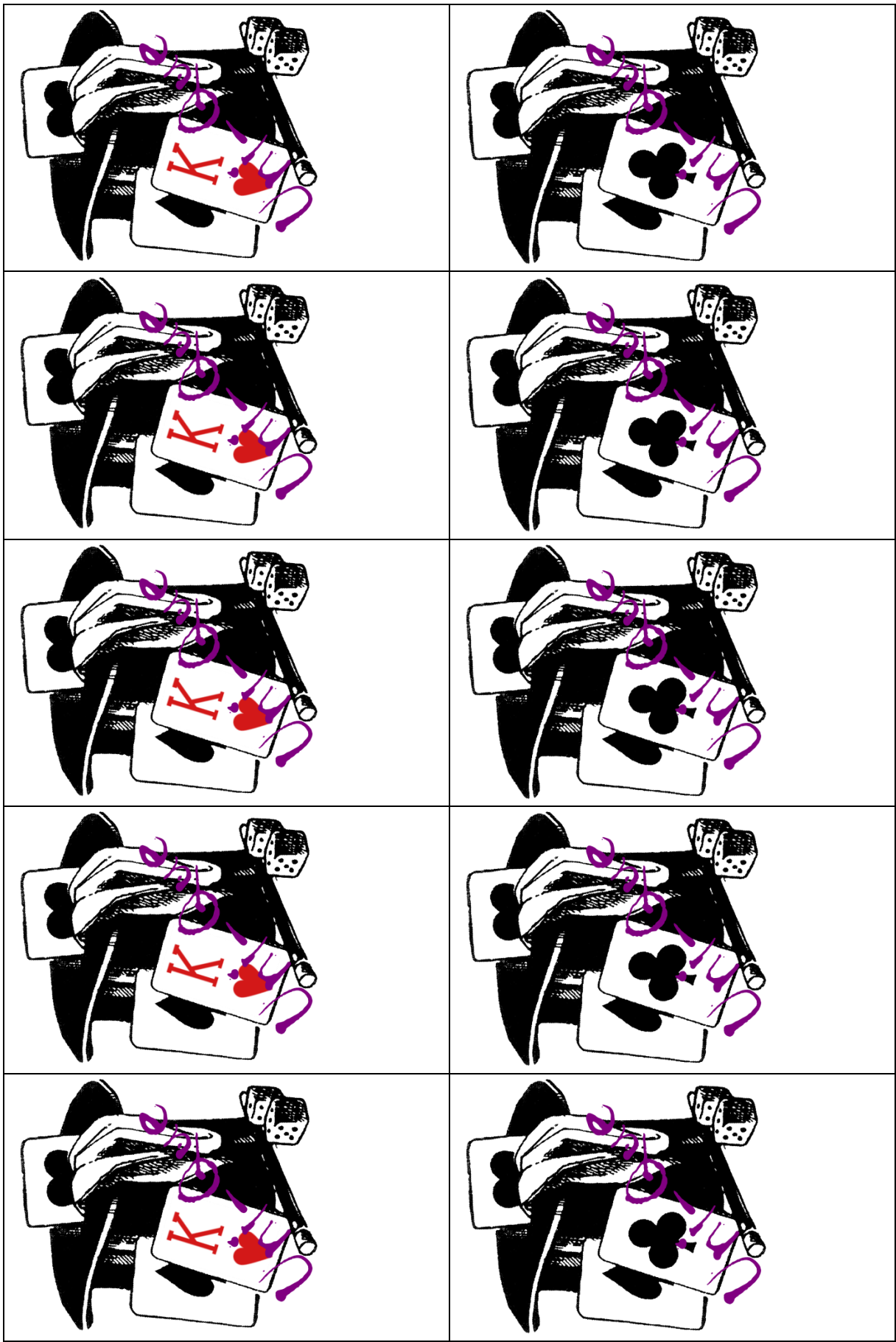
**Fake band
camouflaging
gimmick**




**The force card of your choice on the card singled by spectator
but hidden by the out to lunch principle**

SOME ART WORK TO INSPIRE




















Michael Lyth
2016

Sorry
Printer
Out to Lunch



OUT TO
LUNCH



**I hope by know you have realised old effects in the bottom of that secret cupboard
can be given new life**

And you too can be performing something that is your own style and new

Read on

For a second idea/tip

A **free** effect sort of

If you visit

https://www.youtube.com/watch?v=qAa-gMI13_g

You can view at your leisure and be entertained at the same time by

Nathan Coe Marsh

Entertain a large audience

Whilst also try to fool Penn & Teller Fool Us

2016

With a golf ball ending in an empty jar with an opening too small for the ball to pass through.

**The secret for the ball in jar I will not explain hear sorry
But a purchase worth every penny can be found hear**

<http://www.lybrary.com/golf-ball-in-glass-p-853077.html>

By Ralf Rudolph (Fairmagic)

Ralf Rudolph was born on 5th August the day before my birthday

I am just 17 years ahead of him

And his tutorials are just as inspiring as is his close up magic.

And like myself he also loves making impossible bottles his site is worth a

Visit to see his work

<http://www.impossibottle.co.uk/ralf-rudolph.html>

As is

<http://www.lybrary.com/22-impossible-cards-p-854254.html>

Now I have got the credits out of the way.

Sorry if I missed any.

Now for That freebie of sorts

Most magicians have performed coin in bottle along with phones etc.

But why not a golf ball for stroll around performances

As you can see the neck of jar/bottle is narrower than width of golf ball but once inside using the method mentioned earlier screw the lid on the jar, Give it an upward shake and the golf ball will jam in the neck of Jar

Now all you have to do is present the effect show jar as in **C**

As been empty. The golf ball been covered /masked by fingers with right / left hand show the duplicate golf ball using an upward movement vanish by magicians Topit or own choice of vanish as ball could simply be attached to a strong pull. The golf ball wedged inside of jar will fall down into jar with a rattle sound.

Take a well-earned applause.

For an added effect you could have the ball in the jar signed by self. Have a spectator select a golf ball from an egg box of six (visual Comedy) you sign and do the above effect. The vanish of my choice is the Topit.

If the items in this pdf don't encourage you to be creative with your magic

Not to worry

Your own creativity with your magic will eventually arrive

And astound you as well as your spectators/Audience.



A



B



C



D



E