

Magic Roadshow ~::~~

December 18th, 2006 Issue# 61

Rick Carruth / editor (C)2006 All rights reserved worldwide

Street Magic's #1 free newsletter for magicians, street performers, restaurant workers, close-up artists, and mentalists, with subscribers in over sixty four countries worldwide.



Hello All

Well, it's one week till Christmas, and I hope you're ready. I am, sort of, as long as you don't include wrapping and all that stuff.

I must first say a heartfelt '**Welcome**' to all the new subscribers who have joined our community since the last issue. I hope you find something to help with your particular brand of magic in each issue. Always feel free to write with any comments, request, rants and raves. I listen.. and I always try to respond.

[Email Me..](#)

I know that all of you who celebrate the birth of Christ will be busy this week, in preparation for Christmas. But I hope you can find time to read this issue, download your special gift, and still finish your shopping...

There are many religions, and for those of you who do not celebrate the Christmas Season, I wish you a Blessed week..

Look for another abbreviated issue in ONE week. I'll include another gift in that issue as well. Just as with this issue, the download link will be included in your email notification. Yes, I could publish it right here, but then anyone searching Google or Yahoo could get it freely, and they wouldn't have to put up with my emails to get the gifts. These eBooks were purchased for YOU, regular Magic Roadshow readers, and not everyone with access to a search engine..

In This Issue

Both decks are then undercut to bury the odd-backed Six of Hearts into the middle of the deck.

Now, the magician does what good magicians do, and performs a little hocus pocus with the intent of making the odd backed cards travel back to their mates... without touching the decks.

After waving his hand over the decks, they are each spread to show that there are NO odd backed cards in either deck. The magician then flips each deck over, face side up, and looks for the Six of Hearts, removing each from the deck, one at a time, and showing that it's back matches the deck it's in..

The Method:

With the decks laying face-down on the table to begin the effect, you need a Joker on the bottom of each deck. Each Joker should have a couple of strips of double sided tape stuck to it's face. Make sure when sitting the decks on the table that you sit them down gently, so as to prevent the Jokers from sticking securely to the table.

When the odd-backed Six of Hearts is placed on top of each deck, and then undercut, the Joker is placed on top of the Six. Make sure the deck is squared nicely. Put a little pressure on the deck to make sure the Joker and Six stick together firmly.

(You can also perform this effect with a little magicians wax, instead of double-sided tape.)

Now, the trick is self-working from this point on. You can spread the deck now and show that all the backs match, as well as flip the deck and find the Six of Hearts, remove it from the deck and flash the back to show that it's color matches the rest of the deck. Of course, you're actually showing the back of the Joker stuck to the back of the Six... but I won't tell if you don't.

I'm not sure who to credit this effect to.. as I can trace it back to the Linking Ring, September 1952.

File: Learn Free Magic Tricks

=====

Secrets of the Fortune Telling Racket

MEVPRO Shop has reproduced a copy of *Popular Science Monthly* from January

1931, an expose' of sorts, that states that in the previous year over \$ 125,000,000 was spent on charlatians, psychics, tarot readers, and the like..

I've had an interest in the fortune telling racket since my youth. I think it started when I got my little hands on a couple of books by Dr. J.B. Rhine, and things sort of rolled on from there. I watched as adults would line up at the annual county fair to have their fortune's told or their palm's read, and I wanted to go behind the curtain too, as much out of curiosity as anything.

Later in life, I got involved in the 'Fortune Telling Racket' on a more personal level while working in law enforcement. Yes, there are Tellers out there who's sole purpose is to fleece their customers out of as much money as possible, and I became a student of the con.

In fairness to all, I'm aware that there are Tellers who do not attempt to con and/or deceive others, and this is not aimed at them.

Since fortune tellers are first cousins to magicians, as far as the public is concerned, it's wise to understand your neighbor..

<http://www.mevproshop.com/secrets/secrets-of-the-fortune-telling-racket.html>

=====

Card Magic Secrets - (video)

Here's a nice seven minute video detailing the performance and secrets behind several card tricks. Most involve nothing more complicated than a double lift.

I keep telling you... the future is video. That certainly doesn't mean that the written word is going by the wayside, but it does mean that the favorite way of communicating an idea on the web will be via video.

http://www.metacafe.com/watch/309044/magic_exposed/

=====

A Google Trick

OK, fellow magicians, here is your 'trick of the month'. If you don't bookmark this one, then you totally have no business reading this newsletter... please go back to whinst you came..

To quote the author and designer, Edward Bain:

"The Magician while browsing the internet brings up a Google search engine on the computer screen. The Magician instructs a spectator to watch the screen carefully and then lightly places two fingers on the computer monitor screen, just over the two "O"s in the Google logo."

"When the Magician's fingers are removed from the screen the two "O"s in the logo have vanished. The magician then invites the spectator to place his fingers on the screen and magically the "O"s reappear upon the Logo."

Personally, I can think of several other uses for this effect. The only secret is accessing Google through the link provided on the web site.

'A Google Trick' is only part of a much larger web site called DevilsTrampingGround.com, which isn't as sinister as it sounds. It primarily features a number of artistic and emtertaining video's, in a comic format...

<http://www.darkartsmedia.com/Instructions.html>

=====

Card thru Window - video instructions

David Blaine can be credited with the current interest in the Card Thru The Window. Although that was ten years ago, he started the 'thinking' process amongst new, young magicians who saw this as an 'impossible' effect, and thus desirable to perform.

This video version relies on a 'gaff ', and I have no problem with that.. The instructions are good and the production values steady for a homemade video.

Try it.. improve upon it.. and then send me your version for publication..

<http://www.301url.com/cardthruwindow>

=====

Card Tricks Online

Web sites with instructions are getting harder and harder to find. Everyone either wants to publish video's or set up sites optimized for Google AdSense in hopes of making a nest egg..

Although Magiczilla has followed the latter route, it still has a few good effects for those willing to tip toe around the ads to get to the fruit..

Sections include information on sleights, flourishes, mentalism, hypnotism, beginner magic and patter.

<http://www.magiczilla.com/index.php>

=====

Magic Roy - (video)

Who is magic roy? Well, he's a dude on MetaCafe with a little card trick that has 'earned' him almost seven thousand dollars so far. (After I publish this, he'll make a little more..)

The trick itself is a very nice effect. I can do it myself, but not as fast as MagicRoy. It's basically a series of multiple lifts and counts that fool the viewer into thinking you have cards that you don't actually have.

MetaCafe will now pay you for each view of your online video over 20,000. They have added a ten second ad to the beginning of the video and share the profits with the magician. So.. if YOU have a killer effect, could you stand to earn a few extra thousands..?

http://www.metacafe.com/watch/25532/card_trick/

=====

Let's Say Thanks

I really don't get involved in politics in the **Magic Roadshow**. But, that doesn't mean that I won't attempt to steer readers toward something that is just plain right..

'Let's Say Thanks' is a web site sponsored and set up by ZEROX, at their expense. What they do is this:

"The mission of Let's Say Thanks is to provide a way for individuals across the country to recognize U.S. troops stationed overseas. By submitting a message through this site you have the opportunity to send a free personalized postcard greeting to deployed servicemen and women."

"The postcards, depicting patriotic scenes and hometown images, were selected from a pool of entries from children across the country."

"All you have to do is click on your favorite design and either select the message that best expresses your sentiment or draft a personal note. The postcards are then printed on the Xerox iGen3® Digital Production Press and mailed in care packages by military support organization Give2TheTroops®."

Whether you agree with their presence overseas or not is not the question. The fact is, a lot of young men and women are going to miss Christmas with their families this year as they are exposed to hostilities on foreign soil. Take a moment and tell them you care about THEM...

<http://www.letssaythanks.com/Home1280.html>

=====

Christmas Bonus #1

Advanced Memory Techniques for Magician's & Mentalist's - eBook

My very first article for the Magic Roadshow was about extreme memory. I'm talking about the ability to memorize thirty to forty decks of cards. Although this eBook may not have you performing at that level, it may well have you memorizing a full deck of cards in a matter of minutes, which is a pretty mean feat to most folks..

From the author...

"Research has shown that by remembering creatively not only will you be able to remember AND recall more with less effort, with more fun and interest, but you will ALSO start to THINK more creatively and be able to connect information in such ways that you can answer questions more fluidly.

But memories shouldn't just be used for remembering facts, you can also achieve amazing stunts with very little effort!

One of the most important parts of stage magic is to convince the audience that you have gifts and talents beyond that which are naturally available to the average human. And even though most of the time they know there must be some trick to it, jaw dropping power will have them eating out of your hand.

A stage mentalist often relies on tricks, plants and words, though the amazing Derren Brown has blown the lid off of psychological mind bending principles. What is revealed on every page of this book adds to this new tradition of pure skill, which cannot be faked or duplicated, and yet is so simple it is a joy to both show and learn.

After just five minutes of reading the first few pages of this book you will have the skills to memorise and recall a list of 10 items forwards, backwards, or at random, and with very little practice be able to do so in under 20 seconds. But that's not all, you will soon be able to move on to memorise

100's and then 1000's of pieces of information

- whether it be the patten to a new trick, complex moves or the order of the tricks to your stage performance and no longer have to refer to written notes. Perhaps even the memorization of a deck of cards. Or even more! You can even develop this to card counting ... - the bain of every casino.

Look at what you will be able to do

Study and learn quicker

Read a book JUST ONCE and be able to recall the text months, even years later

Remember important key dates

Memorise incredibly long strings of numbers

Memorise a deck of cards - and learn ideas for magic tricks using this knowledge

Remember complex directions given to you by complete strangers

Once you have become familiar with all of these techniques you will be able to choose the most appropriate for the job in hand and amaze those watching. Even in the smallest of gatherings the I have had people beg me to tell them the secrets."

The link to download this eBook will be live for ONE WEEK ONLY for subscribers.

(Sorry.. the link has been removed. The link will be included in your next email..)

If you are not a subscriber to the **Magic Roadshow**, sign up [HERE](#), and I will include the link in my email to you, notifying you of new issues..

~::~~ Christmas Bonus #2 will be along in One Week... ~::~~

=====

Erdnases' Expert at the Card Table - Download

If you're a new subscriber, you can download your free version of Erdnases' classic ebook at this link..

<http://www.301url.com/erdnase>

If you have a problem, let me know and I will send you the ebook as an attachment..

=====

~::~~ Elf Yourself ~::~~

Here's a little something to brighten your day, courtesy of Office Max. (Yes, that's me..).

Thanks to [PeaceLove](#) for the link..

<http://www.elfyourself.com/?userid=b1cd7980083de6c5d355625G06121418>

=====

That's all.. for now. Look for another issue in ONE week, and not the normal Two. I'll include another eBook in the next issue, one strictly related to magic and an all-time classic..

Questions? Rants? Raves? Comments?

[Email Me](#)

To position yourself on the '**Roadshow's Frappr World Map**' with other readers from, literally, around the world....

<http://www.frappr.com/magicroadshow>

To view a sample chapter of our best selling magic-related ebook '**Astounding Magic**'..

<http://www.StreetMagic.info/astounding.html>

To watch high quality sample video's from our favorite teaching web site **CardTricks1**..

<http://www.301url.com/cardsleights>

Remember to visit some of my other sites at:

<http://www.StreetMagic.info>

<http://www.MagicRoadshow.com>

<http://www.Mentalists.info>

<http://www.StreetMagicSecrets.info>

Seriously, here's a big 'Welcome' to all of you who have signed up to received the Magic Roadshow since our last issue published. December has been a monster month, subscriber wise, and I honestly appreciate every one of you..

And while I'm in a good mood, and it's the beginning of a new year, let me say this...

It's taken the better part of two years, and a ton of tweaking, but I've finally pushed my primary key words, ' **Street Magic** ', to Google's first page. This has brought many new readers to our pages, and a ton of sales, compared to last year. So, it's only polite for me to take a moment and thank each of you who have bought **Ellusionist** products through Roadshow links. It didn't cost you a penny more, and it put a few in our pocket to help pay our way.

Again.. " *Thank You!* ".

The many emails of support I received, wishing me well after my accident last February, and during the months of rehab, were appreciated far more than you can imagine. I got to 'know' many of you through our 'talks' - and the Magic Roadshow slowly evolved into a 'letter home..'.

My satisfaction publishing the Roadshow stems from opening my emails the days after a new issue publishes and reading all the comments, good and bad. If you get something from an issue, let me know and I'll try to publish more of it. If it's weak, hold my feet to the fire... [EMAIL ME](#)

One more thing... when perusing through the Roadshow, if you run across a dead link or a file that doesn't do what it's suppose to, please let me know. Sometimes my copy of the Roadshow gets 'archived' in my computers history, and the copy I see, and the copy you see, can be very different.

You Ladies and Gentlemen are the **BEST**.. And I wish you the Best for 2007. I promise to try to make each issue Special, and if you have something you would like to share with fellow magicians in 2007, send it to me..

I hope you enjoy the special Gift in this issue. The link will be up for maybe ten days, then it will come down. If I don't take it down, it will get indexed by Google and Yahoo and I will have folks from all over the world coming to this page simply to download the ebook. You guys who subscribe to the **Magic Roadshow** have EARNED it... they haven't..

On with the (Road)Show..

In this Issue

"Cold reading refers to a set of techniques used by professional manipulators to get a subject to behave in a certain way or to think that the cold reader has some sort of special ability that allows him to "mysteriously" know things about the subject."

One of the primary 'tools' of a good mentalist is the ability to conduct 'cold readings'. Cold readings are nothing more than a series of statements that, statistically, apply to most people. And as soon as an incorrect statement is made, the mentalist hustles off in another direction like a metal ball in a pinball machine..

This is the same technique used by many TV psychics, although I'm not going to get into a discussion of real vs. fake psychics. All we're interested in is how this technique is used by mentalists as part of their stage show.

"People close to you have been taking advantage of you. Your basic honesty has been getting in your way. Many opportunities that you have had offered to you in the past have had to be surrendered because you refuse to take advantage of others. You like to read books and articles to improve your mind. In fact, if you're not already in some sort of personal service business, you should be. You have an infinite capacity for understanding people's problems and you can sympathize with them. But you are firm when confronted with obstinacy or outright stupidity. Law enforcement would be another field you understand. Your sense of justice is quite strong."

This reading was from astrologer Sidney Omarr... (Flim-Flam!, pg.61). Although you've probably never met Mr. Omarr, isn't it amazing how much he knows about you.

Here are links to three great sites that go in-depth to discuss the details of cold readings, and how they're performed..

Cold Reading - The Skeptic's Dictionary - Robert Todd Carroll
<http://skepdic.com/coldread.html>

Guide to Cold Reading - Ray Hyman
<http://www.skeptics.com.au/articles/coldread.htm>

How come TV psychics seem so convincing? - The Straight Dope
<http://www.straightdope.com/mailbag/mcoldreading.html>

Derren Brown Cold Reading

And if you would like to watch a little video of a professional at work, performing a cold reading on an audience member, watch Derren Brown...

<http://www.youtube.com/watch?v=G18NfN76bAs>

=====

My Card to Pocket - (A closely guarded secret - until now)

Effect:

The magician has a card freely selected (no force), and the spectator is given a Sharpie and asked to sign the face of the card. The card is returned to the top of the deck and the deck is cut several times by either the magician or the spectator, or both.

The magician now tells the spectator that he intends to do two things: make the signed card disappear from the deck and then reappear in another location.

The magician turns the deck face up and begins to thumb through the deck, asking the spectator to look for his signed card. After thumbing completely through the deck, the spectator admits that his card is no longer in the deck.

Reaching into his coat pocket, the magician slowly pulls a card from his pocket, showing it's back, and drops it onto the top of the deck. The magician comments that finding the spectators card in the deck would probably be easier if , unlike the magician, you're working with a full deck.

After a few awkward moments, the magician asks the spectator if they would like to see the face of the top card, and after a 'yes', the magician flips the top card over to reveal the spectators signature on the face.

Solution:

Two things are needed to make this effect a cinch.. a small piece of double-stick tape (tape sticky on both sides) and a double backed gaffed card matching your decks back. Double stick tape can be bought at most craft stores, like Michaels and Hobby Lobby. A double backed gaff card can be bought at most magic shops, or you can make your own by glueing two cards face to face. The two jokers are ideal for this purpose. Use rubber cement as your first choice of adhesive, preferred over white glues and super glue. You can also use two pieces of double-sided tape to hold the jokers together as well..

Begin with a small piece of tape on the back of the top card of the deck. Hold the deck to prevent the tape from being seen. The piece of tape should be no larger than the ball of your thumb, so you can conceal the tape with your thumb if you want..

Also, have the double-sided card comfortably in your shirt or jacket pocket.

Spread the cards between your hands and ask the spectator to select any card. It's not important that you know what card is selected. After they look at it and show it to others, reach for the card and casually place it on top of the deck. Lay it on top gently, make sure it's squared properly, and put a little pressure with your thumb to the middle of the card to make sure it sticks securely to the card underneath.

Cut the deck. Cut it a second and third time and ask the spectator if they want to cut it a couple of times as well. Once everyone is convinced the card is lost in the deck, flip the deck over, face side up, and ask the spectator to look for their signed card as you slowly thumb the cards from your left hand into your right, with each card going UNDER the previously thumbed card.

Stop briefly a time or two to casually square the cards held in your right hand. When you 'feel' the double card pass through your fingers to the right hand, stop again and square the portion of the deck in your right hand. You can simplify this by knowing the identity of the card you stuck the double-stick tape to the back of, and simply look for that card. From this point on, thumb cards onto the TOP of the right hand packet to preserve the double cards position on the bottom.

When you've reached the last card, comment that you didn't see a card with a signature, as you square the deck and flip it back over to the face down position. The double card will now be on top of the deck.

Now you're set to tell the spectator of the card in your shirt pocket, remove it, and place it on top of the deck. The 'awkward' moment I mentioned is just a moment for you to get your finger tip or thumb tip under both the double backed card and the selected card. You're going to pull the selected card loose from the card underneath, and turn the selected card and the double backed

card over as one.

Personally, I separate the cards at the upper left hand corner with my forefinger, and slowly flip the cards over, sort of like opening a book by it's BACK cover. I use my LEFT thumb to hold down the edge of the card that the selected card is stuck to, making it easier to un-stick the two. Then I let the cards slide right back onto the top of the deck in one fluid motion. Now, the signed card is laying on top of the deck, face up.

To the spectator.. it looks as if I simply flipped the top card over...

Now I can immediately take this card off the top of the deck and hand it to the spectator for inspection. The card underneath will appear face down, just as I have come to expect from a double-sided card!

But.. one more little subtlety.. Pressing on the center of the deck again will stick the double-sided card to the back of the card that the selected card WAS stuck to.. Now, you can quickly take the top card and show it as being an indifferent card, show the next couple of cards as well, sort of saying.. "look at all these cards, everythings normal..."

The magic is complete.

Note: Double faced tape works best when it's not TOO sticky. You will want to place the tape onto the back of a card beforehand and then repeatedly stick your finger to it to make it less sticky. Practice the separation several times to make sure the card doesn't pull loose with a 'snap' sound. You want the separation to be totally quiet.

You can stick a couple of pieces of double-sided tape to the underside of the flip top of a pack of cards. One can be easily removed when needed, then peeled from the back of the card and put back into the card case when finished..

The ideal of using a double-backed card to facilitate a 'card to pocket' effect is based partly on an effect Doug Dougherty presented in The Linking Ring, June 1981. Double-sided tape was not used, and the signed card could not be shown to have 'vanished' from the deck. I feel my additions have made a good effect stronger... JMHO

R.Carruth

=====

Plaincards - Custom playing cards

Ever wanted to create your own playing cards? The key word here is 'create'. Unlike other companies that will create cards for you, Plaincards has a downloadable creator that allows you to design your own cards, both front and back, to your specifications..

The 'creator' can be downloaded and sampled free for 30 days, and then purchased for less than fifteen dollars.

When I ran across this site the other day, I thought of dozens of possibilities...

Put your promo picture on the front or back of your cards. Create cards with unique pips or designs. One of the biggest complaints I hear from fellow magicians is the inability to find ESP cards that fit their needs. Now, you can create your own cards with your own symbols.

You can also create gaff cards.. double sided cards.. and any other specialty card you need for your performances.

Card stock can be purchased thru Plaincards.

<http://www.plaincards.com>

Card Box Template

While researching the subject.. I also discovered another site that features a template for creating your own card box. It's free.

<http://www.ee0r.com/boxes/>

=====

B.D. Erland Blog

B.D. Erland's blog is one of my favorites. You cannot find a more in-depth

review of magic books and/or DVD's than B.D.'s "mere magical mentalistic miscellaneous musings". It's obvious that he has taken the time to study the subject and offer a thorough review that goes way beyond the norm..

B.D. has also posted various video's on his site of performances by some of magic's premier performers. Watch Tommy Wonder, Juan Tamariz, Lennart Green's FISM performance, Whit Haydn, Dai Vernon, and Guy Hollingsworth.. among others.

Heck.. the video's alone are worth a few visits to B.D.'s blog..

On Michael Ammar's '*Easy to Master Card Miracles*' DVD, B.D. wrote:

"Michael Ammar's not one for understatement. If something he's describing is even moderately impressive, he'll break out the superlatives -- "amazing", "astonishing", "unbelievable" etc. -- and drop them all over his videos with reckless abandon. He does it with such sincerity that you want to give him the benefit of the doubt, but when he displays that same sincerity in the adequate but underwhelming "Complete Introduction to Coin Magic" or the downright awful "Icebreakers", it makes a skeptic trepidatious when approaching a series whose title promises "Miracles".

But this is also the same Michael Ammar who's won all those awards, was Dai Vernon's star pupil, and has those soft, nasty hands. This is a man who really knows how to please his audience, and probably your audience as well...."

Some of the reviews include:

*John Lovnick's Switch
Magic of John Ramsay
Easy to Master Card Miracles (1-3)
3 Introductory Coin Magic DVDs
Encyclopedia of Card Sleights
Secrets of Finger Ring Magic
SH4DE
Bob Sheets's It's The Rules
Daryl's Ambitious Card Video*

I highly recommend you visit B.D.'s blog and bookmark his site...

<http://www.erlandish.blogspot.com>

=====

Card Magic - Video

Here's a good card trick with a twist.. and you don't need to know any sleights except a double lift..

(One thing you will notice, probably from this point on, is the recent trend in online video's - advertisements. Major corporations can't stand the thought of certain online video's getting as much as seven to eight million hits each. They see the dollar signs, and in an attempt to really monetize sites like YouTube, you will now see ads for the first few seconds of many video's.)

http://www.jokeroo.com/extremevideos/awesome_card_trick.html

=====

Rising Match Box - Video

Although this video uses a pack of gum, the trick is actually designed to use a matchbox. Lay a match box in your hand and magically wave your other hand over the match box. Slowly, the match box flips over in your hand. Now, with a little more coaxing, the drawer of the matchbox opens and the magician hands the matchbox to his audience for inspection.

This easy to perform effect is simple to set up and the 4+ minute video does a good job of explaining the moves..

[Click Here](#)

=====

Last year a Friend of mine told his friends he wanted to make his living as a magician... and they **ALL** laughed..

They're not laughing any more...

Friends.. 2007 is here, and there's **NO EXCUSE** for being a so-so magician. I honestly try to help each of you in any way I can when you write with your questions. But...

I have friends who are among the VERY BEST in the world. And they will show you things that are **far removed** from anything you've seen or experienced before...

Don't let other's laugh at **YOUR** dreams.

[Click Here for Excessive Magic](#)

=====

Houdini Color Change - Video

Here's one of many different ways to perform a color change. If you want to learn a simple method, try this one..

[Houdini Color Change](#)

=====

Cyril and a Cigarette

Oh, so politically incorrect. Oh, so graceful and entertaining. Cyril performs a routine with a cigarette you would have expected to see Slydini perform fifty years ago. This is classic sleight of hand, and shows the depth of talent and appreciation of the art that Cyril presents to the public..

Cyril lived in California for many years, and speaks perfect english, although many of the video's you see of Cyril online are in Japanese, as this is where his TV show originates.

If you saw the US special 'Totally Hidden Extreme Magic', commonly called

'T.H.E.M.', then you saw Cyril perform a couple of effects, including the popular 'head dropping from the shoulders' effect..

Check it out..

http://www.dailyhaha.com/_vids/cigarette_magic_tricks.htm

Denny Lee and a Cigarette - Video

OK.. while we're showing video's of cigarettes disappearing, here's another one.. featuring a classic impromptu performance by Denny Lee of Denny & Lee Magic of Las Vegas and Baltimore.

I've watched this one several times, and I still don't have a clue...

This video is over six minutes long, and Denny first discusses some of his thoughts on magic before getting into the performance portion of the video..

[Denny Lee Magic Video](#)

=====

(Your Second Gift from the Magic Roadshow)

Modern Coin Magic - J.B. Bobo

I don't know if I can think of another book that has had MORE influence on a particular form of magic than J.B. Bobo's "Modern Coin Magic". This work has become the ultimate guide to coin magic, and that's not my opinion, that's the opinion of virtually every coin worker in the world.

Covering everything from coin concealments, like palms, holds, and clips.. through basic techniques like switches, flips, and change-over's... and finally classic vanishes, cuffing, sleeving, coins across, shells, and folding halves.. 'Modern Coin Magic' is the first place to look to learn every aspect of performing with coins..

To quote John Braun:

"This book is the result of Bobo's fascination with the magic of coins. The tricks have been gathered, mastered, tested, catalogued, and filed away like a collection of precious stones, and it has taken many years to get this collection together."

"Here are superb examples of the art of pure sleight of hand - magic with coins - and magicians the world over will be grateful to Bobo for presenting to the fraternity his splendid collection of coin tricks."

This is a big ebook - 282 pages if memory serves correct. It may take a few minutes to download, but it's darn well worth every moment.

Enjoy..

.....Sorry You missed it..... If you are a subscriber, you can email me with the email address you're subscribed with, and I'll send you an e-copy..

(Remember.. this link will disappear in about one week..)

=====

Coin Magic - Video

In honor of Mr. Bobo and his masterwork of coin magic.. here's a nice, straight-forward free online effect that you can learn in twenty minutes or less with a little practice.

Magician takes a coin in one hand and freely shows the other hand empty. The empty hand forms a fist and the magician pushes the coin into the top of the fist, then shows the hand that previously held the coin to be empty. The magician then slowly opens his fist and shows that hand to be empty as well..

Now, the fist is re-formed and the magician pulls the coin out the top of the fist...

Watch the video and learn the method..

http://www.metacafe.com/watch/291799/learn_magic_coin/

=====

Amazing Guitarist - Video

Again, nothing to do with traditional magic. Just a great little video I ran across while perusing the web for magic 'stuff'..

I hope you guys don't mind when I throw a curve ball every now and again. I'm a lover of great performances, and the hard work and dedication that goes into bringing something to life.. regardless of whether the instrument is a Les Paul, a canvas, a coin, a Stradivarius, or a deck of cards...

Andy Mckee should have been a magician...

<http://www.thewebdump.com/item/64909/MetaCafe/amazing>

=====

Erdnases' Expert at the Card Table - Download

If you're a new subscriber, you can download your free version of Erdnases' classic ebook at this link..

<http://www.301url.com/erdnase>

If you have a problem, let me know and I will send you the ebook as an attachment..

=====

Think and Grow Rich - Download (PDF) **Napoleon Hill**

"Life is a checkerboard, and the player opposite you is TIME. If you hesitate before moving, or neglect to move promptly, your men will be wiped off the board by TIME. You are playing against a partner who will not tolerate INDECISION.."

Yes.. this has little to do with magic. But it depends on what type of magic you're talking about.. Napoleon Hill's classic is as read today as it was years ago when first published. Something about it struck a chord with it's readers, and they kept going back to it's pages, year after year, as if magically drawn to it's wisdom.

I bought my first copy probably 20 some odd years ago. Through the years I've been forced to clean off my book shelves to make room for even more books, and I've picked up my little paperback copy a dozen times and started to pack it away with the other outgoing books.

Each time though, as I once again thumbed through it's pages, I would set it on my desk with intentions to look through it one more time before passing it along to someone else. And each time, I've picked up an idea or thought that reminded me why I bought it in the first place..

Now, I no longer consider putting my copy on the curb. It's one of those dozen or so books that has found it's own personal spot in my mind and my heart.. And although I'm not willing to let you have my little dogeared copy, I willing to let you have THIS electronic copy.

I can assure you, if this book changes your attitude, like it has for many, it WILL change your magic as well ...

<http://www.streetmagicsecrets.info/1think.htm>

=====

Well, I hope you enjoyed your 'second' Christmas issue, and I hope you'll enjoy your copy of Bobo's classic of coin magic. If you are into close-up and restaurant type magic, coin magic is a must for your repertoire. It's so easy to set up and repeat, and so visual, that it's the perfect compliment to your card effects..

Questions? Rants? Raves? Comments?

[Email Me](#)

To position yourself on the 'Roadshow's Frappr World Map' with other readers from, literally, around the world....

<http://www.frappr.com/magicroadshow>

To view a sample chapter of our best selling magic-related ebook 'Astounding Magic'.. <http://www.StreetMagic.info/astounding.html>

To watch high quality sample video's from our favorite teaching web site CardTricks1..

<http://www.301url.com/cardsleights>

Remember to visit some of my other sites at:

<http://www.StreetMagic.info>

<http://www.MagicRoadshow.com>

<http://www.Mentalists.info>

<http://www.StreetMagicSecrets.info>

<http://www.BellaOnline.com/site/shareware>

<http://www.StreetMagic.info/blogger.html>

<http://www.MadMarketing101.com>

Happy New Years !!

Rick Carruth / editor

I want to make everything as user friendly as possible. Did you notice that you can now download the Roadshow as a PDF file to facilitate those of you who like to print it out and read it later. Find the link in the text box on the left side of this page...

Questions, Comments, or Complaints for the Roadshow? [EMAIL ME](#)

The last two weeks have been hectic. I spent last weekend in Columbia SC at the **SCAM** convention, visiting with friends like *Henry and Helen Pettit*, who graciously provide the Magic Roadshow with a table to advertise our newsletter, *John Tudor*, *Chris Hage*, *Allen Young*, Performer extraordinaire *Mick Ayres*, and my friend, and the #1 writer in all of magic, [Inside Magic's Tim Quinlan](#).. the guy who's decreasingly smaller tail lights are all we can see through the Roadshow's windshield..

All these outstanding hosts/magicians/performers/friends are directly responsible for making my visit to the SCAM convention the highlight of my year. Talent comes and goes, but these guys are forever...

Oh, the talent? All world class, all experts in their chosen field of magic.. *Arthur Trace*, *Tim Sonfelt*, *Dan Sylvester (Sylvester the Jester)*, *Luke Dancy*, *Paul W. Cummins*, *Jessica Reed*, *David Regal*, and England's *Mark Mason* .. to mention a few. If you didn't learn a ton at this convention, then you went to the wrong hotel...

More later...

Then, this past Monday and Tuesday my wife was in the hospital for surgery, which meant I was in the hospital for two days as well... to keep her company. No internet connection put me a couple of days behind in publishing this newsletter. Fortunately, my wife's much better now, but we both are bleary eyed, sleep deprived, and on the verge of colds...

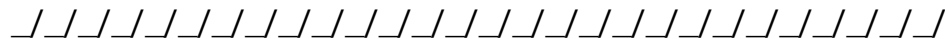
And how has your week been?

In This Issue

(01) One Year On - Steve Owen's Ongoing Journey

(02) Secrets of Street Magic - Over 30 minutes of FOX TV video

- (03) Interview - The Amazing Kreskin
- (04) Coin Magic - Five and a half minute teachingl video
- (05) How to Produce Smoke From Your Fingertips - Watch and Learn
- (06) How to Make a Pen Cap Vanish - Straight-forward method
- (07) Tiki Magic - Four Free Professional Card Tricks
- (08) The Secrets of Mental Math (Demo) - Video
- (09) Create your Own Magic Square in an Instant - Video
- (10) Simple Prediction - Mental Magic
- (11) Erdnase' Expert at the Card Table - Download



One Year On - The story so far...

Steve Owen

'Personal observations from my friend, Steve Owen, on the world of magic, performing, practice, theory... and invisible thread'

May I take this opportunity to wish you all a Happy New year and as is common at this time of year, to further indulge myself by reflecting on my last 12 months as a magician (Yes Folks, I now call myself that!) I'd like to also take stock of what I have learnt so far on my magical journey and see how I can improve on this, in this forthcoming year.

For those of you who know, and for those who don't for that matter, it's been 365 days since I was shown the 'Ring and Chain' trick by my father. I quickly worked out how it was done by his insistence on showing me again and again. No one likes a show off.

Lesson one: never repeat a trick.

From that moment on, I've been hooked and this has sparked off something inside of me that has led me to pursue more than a passing interest in magic, spending long lonely hours with nothing other than a deck of cards for amusement and a DVD sent to me via the Internet and in a plain brown envelope. .

Prior to this I had no experience or interest in magic, So Happy Anniversary to me!

Here are my latest ramblings... Blame my father.

Much has changed in this time. I have spent the equivalent of a third world debt on effects, some I use, but most I don't. Someone once told me that you don't find the magic; the magic finds you. How true. I also have numerous DVDs, CD's and books. Not to mention the cost (albeit a comparable small one) on attending lectures and conventions. I think I am solely responsible for keeping a certain playing card manufacturer in business with the obscene amount of Bicycle stock that I have used and abused* along the way, and all in the pursuit of something you can't see.

*Mercury card fold and card warp for those with an inquisitive mind.

I have spent many an hour* practising the 'double' and controlling the card to the top or the bottom, double undercutting, and false cutting along the way. I play with an American Half Dollar constantly, which in the UK attracts undue attention, and no I haven't gone blind yet. I still can't palm it without it looking unnatural, and don't even get me started on invisible thread. That stuff is the spawn of the devil himself, and should be banished from whence it came, sealed in a lead box, and protected from the human race using kryptonite. Forever!

I have also had nine girlfriends during this time, but I don't think there is a connection between the two!

* Read MONTHS into that little admission

So what have I learnt so far and what have been highlights for me?

Well in terms of learning that is a difficult one. I am just at the start of a massive learning curve, which has many branches leading from it, and has fundamentals, which are very deep rooted, and are all as relevant and important as the next.

Yes I have learned a few card and coin tricks along the way, and various sleight of hand techniques and manipulations. I have learnt the very basics of audience direction, management and participation. Notice how I refrained from using the word misdirection, it has negative connotations to my mind. But probably the

most significant thing I'm learning is that this is just the tip of a massive magical iceberg that we are sat upon, as many of you already know, and goes far deeper than I could have ever imagined. The more I learn about magic and performance, the more I realise that there is even more to learn. I probably spend more time now, reading about theory and performance and other peripheral subjects than I do learning a new effect. This includes articles on the business side of things by the way, and getting that all-important gig. I have also learnt not to use invisible thread.

In terms of highlights, there have been many for me, but three in particular stand out as the most influential and memorable and for various reasons. These are in addition to the four gigs I've done so far.

Firstly, must be my experience in my magic clubs close up competition around July time. This was a leap of faith for me, as I suffer badly from nerves, and hadn't been practising and learning for very long. However it turned out to be a great confidence booster for me and one of the best learning outcomes of my magical life. Yet, at the same time very amusing to those watching me getting it wrong, on every level.

Now, before some of you claim that that was either very foolhardy or very arrogant and bold of me, let me give you an insight into my thinking on this one...

Prior to this I had never performed in front of anyone other than my 10 year old son and my father, so I wanted to test myself with a wider audience and test some of the material that I was working with at that time. I needed to perform under the most difficult and yet realistic conditions available to me, so why not in front of some judges. So I chose the close up as my platform.

I think the term is Baptism of fire!

As I've mentioned previously in an article, I didn't win, no surprise there though. I shouldn't have confused one of the judge's borrowed £20 notes with the flash paper, but I digress. But winning wasn't the point. I wanted to experience what it was like to perform my magic* and to entertain* those people in doing so.

* I choose those two words loosely in my case.

So what did I actually learn for putting myself through at that well, my routine was one of the more technical ones, hard to believe I know, and I was poorly presented in jeans and a shirt. I was also the one who had prepared the least, not necessarily in terms of practice, but more in terms of setting up for my two ten minute performances. Everything that could have gone wrong did go wrong, including the production of four sponge balls. Now this might seem a mighty

feat of manipulation for a newcomer and one the Mr Burger himself would have been proud of, (he produces 24) but I was only supposed to produce the one.

Failure to prepare means prepare to fail, as they say, but at least I got a laugh.

Now Joe, the guy who won, had the least technical routine of all, all self working to be exact, but gave the best entertainment/performance in the eyes of the judges and at least looked the part of a magician and therefore won, and deservedly so.

Lesson two: it is all about the overall experience not individual tricks.

The second highlight was seeing a lecture by a respected and very busy magician, Harry Robson (who has a very good, practical and none technical DVD out, which is available in the US by the way).

One of the things I learned from him was that it was ok to use short cuts in performing magic for the paying public. Prior to this I'd been caught up in the 'fooling other magicians' line of thinking to an extent, which is a drawback of joining a club in my opinion. Emphasis on club nights tends to be on technique and technicality rather than overall performance of an effect and entertainment. This is one area to watch in the future, as I think this could be very damaging to a potential performer. I'm glad I spotted that one in time. Other clubs take note!

Harry showed me one little aid that stood out and one that I have adopted and has subsequently changed my handling of cards, and given me more confidence in public. This revelation came for me at a time when I was fighting my conscience over sleight of hand and self working, which I'd mentioned in issue 50 and raised it's ugly head again after the close up competition.

I was also hung up on the deception aspect of magic, the thought that I was deceiving people didn't sit well with me, and still doesn't for that matter. It showed in my handlings and my vocals. I wanted to do it all by sleight of hand, aka like a real magician, but wanted my conscience cleared in a way that can only be granted via the self working route. This was further confused by the fact that I was convinced, as many newcomers are, that the spectator knows what I'm doing, what I'm about to do and could see everything as plain as day, which in the case of the sponge balls, they did.

I can admit to you that I have spent many, many months working this one out in my head, and will continue to do so. You see I don't want to come across as someone who is blatantly fooling people, I know that is the nature of magic, but I have seen many magicians who view it as a challenge or competition to fool the public. I don't like this kind of approach or performance at all, and I don't want to fall into that trap.

My own father, I'm sad to say, was, and still is an early example of the, "I can do this you can't" approach.

He is currently paying penance for this little indiscretion. I won't tell him how he once saw a magician put a coin into an empty wine bottle and then take it out again, and it's driving him mad. Knowledge is a powerful thing!

Lastly, my final highlight and probably the most enlightening, was attending a lecture by Michael Close here in the UK. This lecture more than anything else cemented thoughts that had been on my mind since I started learning about magic. Thoughts about performance; presentation and methodology. Which one to choose and more importantly which one defines ME.

I was very impressed to say the least with Mr Close's enormous attention to detail and his attitude. Everything had been given some thought and attention and been incorporated into his magic. No matter how small the detail, he had given it some thought.

Detail in how he dressed and presented himself, how he spoke. Detail in how he set the cards upon the table. Detail in how he stored his cards and props in his briefcase, and how he handled them with care and respect. That impressed me more than his effects, and that ♦s not to disrespect his handlings by the way. I went to see how one of the world's top pros create magic and was given an insight to how he did this. I got more from what he didn't say, as much as what he did say; if that makes sense.

However he did say something that completely changed how I perform, something I had been pondering for a while...

I'll share this revelation with you dear readers, it's very simple and very, very obvious, but it had a profound effect on me, it settled my dilemma about the deception aspect of magic and how I deal with that and opened up magic for me.

He said this; 'I'll do whatever is necessary to make an effect work. If it means I have to carry four decks of cards for one trick' I'll carry four decks'

Right there and then, in that one sentence, he'd given me the green light I needed to use sleight of hand with self working effects, to use gaffed decks, gaffed coins and packet tricks and to use any method and advantage I could find to help my magic become better magic for the viewer, not me. I had been caught up in the 'must be sleight of hand' thinking and it was hindering my mental progress.

Believe me it was very dramatic at the time. I drove home that night and

completely changed my view on how I performed magic.

Lesson three: it's not about what I think; it's about what the audience thinks. They shouldn't know the method.

So there we have it, my year in a nutshell. I've learned a lot and thought a lot, spent a lot and practiced know where near enough, but I've enjoyed the journey so far, albeit a short one. I have met some new people and made some new friends and enjoyed every minute of it, though I still don't know what NFW stands for. Ah well....

I'll leave you with an overview of my observations so far. They are by no means new or original I just wish to share them with you.

Observation number one: Look the part; people who are being entertained expect a certain standard of dress etiquette from performers. If you look the part, they'll think you are the part. A successful businessman dresses like a successful businessman. He doesn't carry his work in a plastic carrier bag. (Yes, I've seen magicians do that)

Observation number two: Prepare for the effect. I don't just mean learn the trick to perfection, but know where your next prop is in relation to your previous move. Fumbling around your pockets or pausing whilst you think of your next movement isn't conducive to a successful and fluid performance. Attention to detail matters.

Observation number three: If you get the previous two points right it won't matter if the effect your doing is self working or as technical as a NASA spacecraft. Lay people don't even know or care, they want to be entertained and have their beliefs suspended for a while. That's magic.

Observation number four: Don't use invisible thread, ever!

I hope you all have learned as much as I have learned, and enjoyed your own personal journey so far, at whatever stage you're at.

May 2007 be a Great Year for You and your Magic..

Steve Owen

Oh, and by the way just in case some of you were wondering, do I still include the very first trick I ever learned in my small repertoire of effects? Well no! As I still can't get that bloody ring on that chain as good as my father can...

=====

Secrets of Street Magic - Video

Street Magic? It seems I've heard that term used somewhere...

We all have our own definition of Street Magic and what it encompasses and represents. Personally, I like to think of it more as an attitude than any set structure.

The producers of '*Secrets of Street Magic*', first broadcast by FOX TV several years ago, think of Street Magic in terms of arm twists, impossible predictions, cigarettes thru quarters, and bringing flies back to life..

This David Blaine approach worked for David... so who am I to quibble?

If you want to view this resource, you're going to have to watch five different videos. I know, it sounds like alot, but in return you're going to have access to over thirty minutes of broadcast quality, free, street magic secrets ...

Video One

<http://www.youtube.com/watch?v=iSbWbO0PFk4&mode=related&search=>

Video Two

<http://www.youtube.com/watch?v=Fkjj59p5nsw&mode=related&search=>

Video Three

<http://www.youtube.com/watch?v=lsPGixE0W3E&mode=related&search=>

Video Four

http://www.youtube.com/watch?v=hqA_c8E5gCU&mode=related&search=

Video Five

<http://www.youtube.com/watch?v=spfFahJXFSQ&mode=related&search=>

=====

Interview: The Amazing Kreskin

Yes, Kreskin is slightly older than the pyramids, but the guy has been around the block a time or two, and has learned a few invaluable secrets along the way. As a performer, Kreskin still awes audiences around the country on a regular basis. I read a review of one of his recent shows, written by a respected mentalist, and Kreskin is still doggin' 'em..

Read this interview I found with the Mental Master himself on MySpace..

<http://www.301url.com/kreskin>

=====

Coin Magic - Tutorial Video

Look for coin magic to be the next 'big' thing in the ever changing world of magic. Yes, that's simply my opinion, and my opinion and \$2.95 will get you a cup of coffee at Starbucks..

If you're fairly new to coin magic then I honestly think you will enjoy this video. Learn the basics of the coin vanish, the retention vanish, clips, table vanishes, and coin bites.

This is one of those video's you may want to bookmark and refer back to from time to time, to remind you of how good you could be if only you practiced a little more often..

<http://www.301url.com/coinmagic>

=====

How to Produce Smoke from your Fingertips - Video

Wouldn't it be cool to be able to make smoke appear at your finger tips at will? OK, maybe not anytime at will, but anytime you're prepared. And this video will teach you what you need to do to be prepared.

Take a readily available substance, grind it up to a powder, put your thumb and forefinger in it, and as you rub these two fingers together smoke will appear from your finger tips.

I wish I had known this secret years ago...

<http://www.301url.com/smokevideo>

=====

Make a Pen Cap Vanish - Video

This is the very first vanish I learned. Actually, this was the first 'magic' I was paid to perform. Come to think of it.. I wasn't actually paid to perform, I was paid a whole dollar to reveal the 'secret' to an adult who saw me perform this simple miracle. I not only sold the secret, I gave him the gimmick and my performing tips as well..

Long before pulls and ravens, there was the good 'ol RB. What? You don't know what RB stands for..?

I learned this secret when I was maybe ten or eleven. My aunt was a truck broker, and while visiting her at a packing plant outside Mount Olive, North Carolina, I saw a truck driver vanish a safety pin right in front of my little eyes. I couldn't believe it. After watching the vanish several times, and never coming close to discovering the secret, I begged for a revelation..

The driver taught me the secret and I felt so special. Now.. I could actually do something that many adults couldn't figure out, and I reveled in my knowledge..

<http://www.301url.com/capvanish>

=====

A Friend told his friends he wanted to make his living as a magician... and they ALL laughed..

They're not laughing any more...

Friends.. 2007 is here, and there's NO EXCUSE for being a so-so magician. I honestly try to help each of you in any way I can when you write with your

questions. But...

I have friends who are among the VERY BEST in the world. And they will show you things that are far removed from anything you've seen or experienced before...

Don't let other's laugh at YOUR dreams.

<http://www.301url.com/streetmagic>

=====

TikiMagic - Free Magic Videos (From our Archives..)

Here's four really nice video's detailing four different card tricks you can watch without downloading anything. You will need something like the free Windows Movie Player to view the videos. (link provided)..

Where Dit Go, Mind Merge, Don't Do It, and Conscientious Objector are each nice effects that don't require complicated sleights. Watch the performances by clicking on the images, then, learn the secret by clicking the links to the right of the images..

I've featured these tricks in Magic Roadshow in the past, but I feel they deserve to be watched again. If you folks are anything at all like me, you watch an effect, tell yourself you're going to learn it... and then forget about it..

I do that all the time. I've had the opportunity recently to sit and watch a couple of dvd's I purchased last year. A trick will play and I'm telling myself " hey, I was going to learn that last year..! "

Don't wait until I'm forced to run these tricks a third time...

<http://www.tikimagic.com/free.html>

=====

The Secrets of Mental Math Demo - Video

Watch *Art Benjamin*, Professor at Harvey Mudd College and Mathemagician, presenting "magic squares", just one of the concepts taught in his book. The Secrets of Mental Math. Art regularly performs his MathMagic act The Magic Castle in Hollywood and is a frequent speaker around the country. He also presented at this year's TED Conference in Monterey, California.

When properly performed, a magic square CAN be very entertaining. It's all in the presentation. If you don't believe it, watch Art perform...

<http://www.301url.com/mentalmath>

Create your Own Magic Square in an Instant - Video

You can instantly create your own magic square IF you know where to place four numbers. Yes, four numbers, properly placed, will give you a magic square that's identical to those of the pro's.

Now, you can look like a mental marvel, even if you can't balance your check book...

<http://www.301url.com/magicsquare>

=====

Simple Prediction

I remember one of the very first 'mentalism' effects I learned as a young neophyte; It was a 'prediction in the envelope' effect that was total simplicity. It's effects like this that inspire more complex and compelling effects from the many fertile minds in magic. It's those special 'little' moments that create mankind's truly startling theories and inventions. Who could have predicted that an apple falling from a tree would lead to the understanding of gravity. Or, a key and a kite would help unfold the secret of electricity.

Maybe a card in an envelope will help inspire mentalism's greatest effect...

Effect:

The magician gives the deck to a spectator and ask them to look at the faces of the cards to assure that they are all different. Then, the spectator is to shuffle the deck thoroughly. Once the deck is mixed, the spectator can leave it as it is, or look at the back of the cards and move one to the top of the deck.

The magician then places a small envelope - one that has been sitting to one side - on top of the deck. After the appropriate chatter, the magician ask the spectator to lift and open the envelope, remove the prediction inside, and read it aloud.

The spectator is then asked to turn over the top card of the deck, and the prediction and the top card are found to match.

Solution:

All that's required is for the magician to put a prediction in an envelope and remove that predicted card from the deck. The card is carefully kept out of sight, under the envelope on the table. When the magician lifts the envelope to place it on top of the deck, he also lifts the card and secretly places it on top of the deck, concealed from sight by the envelope.

Everything is totally self-working from this point forward. The prediction is in the envelope and the card matching the prediction in on top of the deck. The spectator, of course, thinks that he controlled the top card to that position.

All that remains is the reveal..

R.Carruth

=====

Erdnases' Expert at the Card Table - Download

If you're a new subscriber, you can download your free version of Erdnases' classic ebook at this link..

<http://www.301url.com/erdnase>

If you have a problem, let me know and I will send you the ebook as an

attachment..

=====

Tha.. tha.. that's all, folks! Look for a new issue in about twelve days, as I'm going to try to get back on my old schedule of publishing around the 1st and 15th of each month..

Interested in what **Wikipedia** has to say about the **Magic Roadshow**?

<http://www.301url.com/wikipedia-1>

Questions, comments, rants or raves...

[EMAIL ME](#)

To watch high quality sample video's from our favorite teaching web site CardTricks1..

<http://www.301url.com/cardsleights>

Remember to visit some of my other sites at:

<http://www.StreetMagic.info>

<http://www.MagicRoadshow.com>

<http://www.Mentalists.info>

<http://www.StreetMagicSecrets.info>

<http://www.BellaOnline.com/site/shareware>

<http://www.StreetMagic.info/blogger.html>

<http://www.MadMarketing101.com>

May my next issue find you well ..

Rick Carruth / editor

=====

February 1st, 2007 Issue# 64

Rick Carruth / editor (C) 2007 All rights reserved worldwide

Street Magic's #1 free newsletter for magicians, street performers, restaurant workers, close-up artists, and mentalists, with subscribers in over seventy countries worldwide. Learn free magic tricks online and via video.



Hi All..

First, a hearty **WELCOME** to all the new subscribers. It's great to have you here.

I love writing on days like this.. it's snowed most of the morning and everything is at a standstill. This is one of those days where you get a couple of good movies, make a pot of hot coco, and sit back and write.

I hope I've found some good street magic resources for you. At least three or four of the video's are REALLY good, especially if you like snap change/color change type effects. I noticed the coin effects in the last issue have already disappeared from YouTube, for whatever reason. That seems to happen alot. Maybe some of you got to view the video's before they came down.. ??

One of real 'finds' this issue is a full episode of Derren Brown's **Trick of the Mind** series. It's embedded in another site, so all you have to do is click and watch.. nothing to download..

Also, for those of you who have problems with nerves before and during performances, I've

written a lengthy article with some of my favorite "real-world" ways to fight back..

Remember, if I can assist you with your magic ... [EMAIL ME](#)

Side note.. Unfortunately, 'assisting you with your magic' does not mean that I can send you free books and dvd's because of your financial status or location. I am also unable to reveal the secrets behind commercial effects, like those sold by Ellusionist and Penguin. That just ain't quite right..

I'd love to know all the 'secrets' before I spent my money too... but sometimes magic is just a great big crap shoot..

'Twenty years from now you will be more disappointed by the things that you didn't do than by the ones you did do. So throw off the bowlines. Sail away from the safe harbor. Catch the trade winds in your sails. Explore. Dream. Discover.' - Mark Twain

'There is nothing like a dream to create the future.' - Victor Hugo

'Dream no small dreams for they have no power to move the hearts of men.' - Goethe

In this Issue

- (01) *In the Spotlight - Feature Article*
- (02) *Derren Brown Video - Full episode*
- (03) *Top 10 Magic Trick Tutorial Videos - 10 good effects*
- (04) *Magic Sir - Seventeen Magic video's*
- (05) *Cups and Balls - Free Download (pdf)*
- (06) *Marc Salem - Interviewed on 60 Minutes*
- (07) *Disposable Phone Numbers - Great free service*
- (08) *On Ahead - Classic Magic Effect*
- (09) *Simon Aronson - Free eBook Download*
- (10) *Expert at the Card Table - Free Download*

~~~~~

# In the Spotlight - How to deal with 'Performance Anxiety'

Rick Carruth

Heaven only knows the number of magicians who could have reshaped the face of magic were it not for their fear of standing on the stage. Of course, standing on the stage is a metaphor for performing in front of others, on any level. Paralyzing fear takes over the body at the mere thought of standing in front of an audience and sharing your magic with strangers. The hands tremble, breathing gets rapid and short, small beads of sweat form on the forehead and in the palms. And words, well practiced, fail to form on the lips.

Has this ever happened to you? Do you find yourself sitting in an audience, watching your friends perform, wishing YOU could be the one in the spotlight, but knowing that unless some alien lifeform (with performing skills..) takes control of your mind and body the chances of you actually getting on-stage are slim to none..

I hate to see someone struggle on-stage. Like most magicians, it's almost as painful for me to watch as it is for the magician on stage. Well.. maybe not 'almost as painful', but painful enough..

Overcoming stage fright is really not as difficult as you may imagine. At the risk of sounding 'new age', too many performers give their 'power' to the audience, instead of taking the audiences' power and channeling it back to them through the performance. I know.. sounds a little weird, but follow me please..

Stage fright and the fear of speaking in front of others is the most common phobia in the country. Today, it is more common to refer to stage fright as "performance anxiety". We must be politically correct, you know!

Truth be known, the phrase 'performance anxiety' is a little misleading; the REAL anxiety is 'anticipation anxiety'. Standing backstage, peeping through the curtain, and thinking of all the assorted things that are about to go wrong is the REAL problem. Anticipation anxiety always carries over to the stage, at least in the beginning.

Many great performers pace back and forth before a show or concert, unable to eat, unable to carry on a decent conversation, on the verge of 'throwing up', (and some do..). But once onstage, their fears alleviate.

I suspect Dai Vernon suffered performance anxiety. Anyone familiar with the Professor knows how much he disliked touring and lectures. Sure, he was extremely comfortable within the confines of the Magic Castle, but the number of performance's the Professor declined outside those walls were legendary.

Unlike some writers, who's goal is to sell you self-help material, I don't have all the answers. Truth be known, they don't either. There are too many variables and too many causes for any one article to cover all the possible answers. But I do have some real world suggestions that may help get you through the anticipation anxiety stage.

My suggestions are a good, general list of common sense techniques that will serve almost anyone well. I remember a list I read long ago that suggested the performer drink plenty of water before a performance to both lubricate the vocal cords and hydrate the body. Suggestions like this are performer-specific. They work for some, they don't work for

others. Drinking lots of water before a performance only made me, once I got onstage, think of how badly I needed to pee...

Not good...

So, I'm going to cut to the chase and give you a compact list of suggestions that I'm CONVINCED will work for ninety-nine percent of the magicians reading this article. Although they are not designed to solve ALL your performance related anxieties, they WILL get you on the stage and into your act with a minimum of anxiety.

(1) Avoid at all cost being 'rushed' on the day of your performance. I can't stress this enough. If you enter a venue thirty minutes past the time you initially planned on being there, the only thing you can plan on is your stress level being sky-high by time to go onstage.

(2) Allow yourself ample time to familiarize yourself with your surroundings, including the stage or area where you will be expected to perform. Take time to walk out into the audience area and see the stage as the audience will see it. Imagine yourself onstage and try to anticipate any potential problems with angles or lighting. This is a great way to take your mind off your anxiety and get focused on something you actually have control over..

(3) Make notes. Part of your pre-show routine should be to place a few index cards with select "Key Words" about your performing area. If taped flat, the audience will not see them. You would be surprised at the number of professional magicians who have an assortment of 'reminders' taped inside their briefcase, which will be strategically placed somewhere onstage. As they open the case to get a deck of cards or other props they catch a quick glimpse. Sometimes they remind themselves of a line of patter, or a joke, or their next effect. Whatever works. Just knowing that they have this safety net, of sorts, helps alleviate some of the pre-show anxiety.

(4) Generally, stage fright subsides once you get into your performance. But, if you're an inexperienced performer, the 'pain' may not go away, at least not until you're confident with your ability to perform your routine. That's why being fully prepared to carry out your act is critical. You may not be able to totally control your nerves, but there's not much of an excuse for not being able to perform your magic. Practice. Practice. Practice.

(5) OK, now what was this stuff about 'power'? The audience wants you to succeed. No.. really they do. They're willing to sit patiently, smile, applaud, laugh at your jokes, and offer you a sort of 'invisible telepathic support'. But in return, you must give them what they want - entertainment and a connection with the entertainer.

Here are a couple of simple techniques to help you make that critical connection.

Remember me saying that the audience wants you to succeed? They also want to get to 'know' you as a performer and make an emotional connection with you...

One of the absolute best ways to take advantage of this is to go to the lobby before your performance and meet some of the audience members as they arrive. Introduce yourself,

shake a few hands, thank them for coming. Each one of those audience members are now emotionally connected with you and they will lead the applause and laughter.

You think I'm kidding? Think about this.. You go to your local arena to see Copperfield. You're standing in the lobby before the performance begins and lo and behold, you look up and see David himself walking thru the lobby. Unable to move, you stand there with a goofy grin on your face, and suddenly DC walks up to you and says,

" Hi, I'm David Copperfield. And you are..?"

After blurting out your name, or something similar to it , David says, with a unassuming smile,

" Listen, I'm glad you chose to spend your evening with me, and I really hope you enjoy the show.."

What just happened? You and David 'connected' and you are now going to lead the applause. David gave you a little 'power', and you are going to give it back.. many times over.

Again, get to know at least a few of your audience members by sight. Looking out into the audience and seeing a familiar face smiling back at you will do wonders. Trust me...

(Did you know this is one of the reasons many performers give away stacks of promo tickets?)

Another invaluable technique to get the audience on your side is to walk out onto the stage, welcome the audience, and joke about your nervousness.

Well-known speaker Tom Anton will often mention his nervousness, and then ask the audience if they can recommend a good wine to go with fingernails..

This makes you human. Suddenly the 'big performer' is seen by the audience as a real-life person with a real-life problem. They empathize with you. Now, not only do they WANT you to succeed, but they're willing to SUPPORT you while you get your feet on the ground.

(6) It's time for your act to begin and you need to do one more thing to get the audience on your side.... tell them a joke. I really can't stress how important this one simple tip can be to your success.

First - make sure the joke is funny. The audience needs to laugh. This will not only loosen them up, but it will do wonders for you and your confidence.

Practice your joke just as you would practice a trick. Deliver it with confidence. No sleight of hand is involved, so you only have to concern yourself with your delivery. Although you don't want to be 'over the top', you DO want to use this moment to PROVE TO YOURSELF how confident you can be onstage.

Please.. go back and read the last sentence again.

In the real world, to quote the Bible, "Love covers a multitude of sins". In the entertainment world, "Humor covers a multitude of sins."

(7) One more.. Give yourself a chance to succeed. Don't begin your act with an effect that requires great timing or sleight of hand. Make sure your first effect is one you can literally perform with your eyes shut. If you blow your first effect, it's an up-hill battle from there on..

Any good performer who's struggled will nerves will tell you the same thing... make SURE your first effect is a confidence builder, geared more toward getting you in rhythm and over the hump than wowing the audience. You've got the rest of your act to do something 'wonderful' for the audience. Think first of doing something wonderful for yourself.. you deserve it!

I've gotten you onstage and through your first effect. The hard part is over. Right now, you are in good grace with the audience and, hopefully, they're showing you a little 'love'...

I trust at this moment that you remember the REAL reason you wanted to be a magician...

**R.Carruth**

=====

## Derren Brown - Complete TV Show

Derren Brown is, without a doubt, one of the most popular mentalists/magicians in the world, despite the fact that his shows are broadcast in Europe and not the United States.

I've recently discovered a web site that features various TV series from around the world. Using a format similar to YouTube, you can watch shows without having to actually download the file.

Fortunately, one of the first shows made available to the public is the first episode from the 3rd series of Derren Brown's **Trick of the Mind** TV show. If you're from the states and haven't had the opportunity to watch Derren's shows, now's the time to catch one..

Total length is 23:20. I'm going to keep an eye on this site for future episodes.

<http://www.301url.com/derrenbrownvideo>

=====

## Top 10 Magic Trick Tutorial Videos

Here's a nice collection of 10 video's, nine actually - one's gotten the boot - that cover an array of magic. If you enjoy color changes, you'll find a couple of nice one's among the group..

*The Snap Card.. a fancy way to produce a chose card.*

*-The Revolver.. make one card in a pack of four continually flip over under fair conditions.*

*-The Coin Matrix.. The classic method of performing the coin matrix.*

*-The Drop Change.. Show the audience the top card of a deck. Drop it back onto the top of the deck and it instantly changes into another card.*

*-Pen Thru Dollar bill.. Homemade version of the popular commercial pen.*

*-Spin Change.. Slowly spin a card in your hands, and it's changes into another card.*

*-Glass Thru Table.. The classic version that has fooled many a customer in restaurants around the world.*

*-How to Tear a Phone Book In Half.. Not magic, but certainly may be useful to you one day..*

*-Self Tying Shoe Laces.. A simple pull produces a small miracle.*

<http://www.301url.com/10magictricks>

=====

## Magic Sir - Seventeen Magic video's

Oh no, Rick, tell me it ain't so.. seventeen **MORE** video's. If I watch seventeen more video's do you know how much trouble I'm going to be in with my wife/husband/parents/teachers/boss?

Let me give you a tip... that's what bookmarks are for, my friends..

**MagicSir. com** features a series of video magic tricks and solutions. I think I counted about 17 different videos on two different pages. One included the gimmicked floating card, devised originally by Mike Bornstein, and featured in the past here in the Roadshow.

A few of the other effects include a nice false cut that anyone should be able to master quickly. A cut and restored cigar. An effect with what they call a floating ball, which is



actually what is commonly known as the Zombie Ball. And various coin tricks, including one with magnets, and several card tricks.

<http://www.magicsir.com/>

=====

## Cups and Balls - Free Download

Tony Shiels was well-known in magic circles for his expertise with the cups and balls. Long regarded as a top mentalist as well, Tony wrote an interesting 20 page downloadable report called:

*"An Exploration in Three Parts of Various Aspects of Cups and Balls Conjuring"*

Although not a tutorial on the performance of the cups and balls, Tony's work is a true study of the history and equipment of this most reverent of magic effects. Although I have never mastered the cups and balls myself, I thoroughly enjoyed this 'exploration' into the world of the escamoteur..

To Quote Mr. Shiels:

*"There's no profound authority behind these writings I know, but, I promise you there's a good deal of enthusiasm for the subject. And that is why I've written about the Cups and Balls ... to express, if I could, some of my enjoyment of the old masterpiece and, maybe, help to infect one or two newcomers with a similar enthusiasm ... or bore them to tears! I sincerely hope that the really expertescamoteurs will forgive my impudence. Rabadallah! Rabadalou! Dzim! Dzoum!"*

"If any of you are very excitable, I beg you not to pay any attention to the trick I am about to perform, for it might keep you awake at night!"

Dr. Jules Dhotel, "MAGIC WITH SMALL APPARATUS" p.289

[http://www.theshielseffect.com/Expert\\_Escamoteur\\_s\\_Equipment.html](http://www.theshielseffect.com/Expert_Escamoteur_s_Equipment.html)

=====

**Don't EVER settle for second Best.. Don't EVER settle for being an 'OK' Magician.. Don't EVER let anyone steal Your Dreams...**

Remember that Mark Twain quote at the top of the page ??

"Twenty years from now you will be more disappointed by the things that you didn't do than by the ones you did do."

Ain't it the TRUTH !... Check it out..

<http://www.301url.com/streetmagic>

=====

## Marc Salem - Interview on 60 Minutes

**Marc Salem**, for those of you who don't know, is one of the world's most renown mentalists. Considered one of the world's foremost authorities on non-verbal communication, Marc holds advanced degrees from two major universities, and serves on the faculty of several major universities. Formerly a director of research at Sesame Street, Marc has traveled the globe studying the human mind, the development of the mental process, and how the mind creates reality.

During the past several years Marc's critically acclaimed MIND GAMES has had two extended runs on Broadway, plus other extended runs at the Sydney Opera House, the Edinburgh Festival, and Singapore's Esplanade.

To loosely quote from Marc's web site:

*"Marc has been featured on the The O'Reilly Factor on FOX TV, the Montel Williams show, the Maury Povich show, CNN, and has been a frequent guest on Regis Philbin's TV show . He has had two network television specials to date, with more in the planning stage. Marc has also completed 3 sell-out seasons in London. He is a regular guest on Court TV, and was also recently profiled on 60 Minutes by Mike Wallace."*

Go to Marc's site thru this link and you can access the '60 Minute' segment with Mike Wallace..

<http://www.marcsalem.com/>

Also.. you can go directly to the **CBS** site and watch the video on their server -or- read a transcript of the interview.

<http://www.301url.com/marcsalemoncbs>

=====

## Disposable Phone Numbers

I can thank my friend, **James Bower**, for this link. Like the 'Spamgourmet' email service link I posted, detailing disposable email addresses you can create and dictate when they expire, *Craignumber* is a disposable telephone number service.

And it's free..

Basically, all you do is go to Craignumber, click the link, and you will be instantly assigned a telephone number. This is your 'disposable' number.

Enter the length of time, from one hour to one month, you want this number to exist. Then enter your real telephone number in the appropriate box and all phone calls to your assigned number will be forwarded to your real number for the designated length of time.

Want to use a phone number in a newspaper ad, but don't really want to use your real number? Create a disposable number to publish in the paper (or online), and it will expire at your chosen time.

What about all the web forms that want a telephone number, won't complete your request without one, and you don't want to give out your 'true' number? Use a Craignumber...

Personally, I can think of a dozen different uses for a disposable number.

Check it out...

<http://www.craignumber.com/>

=====

## One Ahead - Card Effect

One of the favorite techniques of mentalists and mental magicians is the 'one ahead'. I'm sure many of you may be familiar with this, but I'm going to detail it anyway!

The Magician takes a normal deck of cards and hands it to a spectator with instructions to shuffle it thoroughly. Once the deck has been shuffled, the magician takes the deck back and makes it a point to secretly glimpse the bottom card.

Tell the spectator, with a smile, that to make sure they didn't secretly stack the deck that you're going to also mix the cards a little. Use an overhand shuffle, or something similar, to bring the bottom card to the top of the deck.

Give the deck back to the spectator and ask them to create four fairly even stacks on the table. Once done, give them a pencil and a small piece of paper and tell them that you are going to attempt to make four predictions.. the top card of each stack.

Remind them again how they thoroughly shuffled the deck, then you shuffled the deck even more, without looking at the face of the cards. Then, remind them that the deck was divided

into four stacks and that you had no influence over the stacks.

If you watched carefully, you know which of the four stacks came from the top of the deck. Since you moved the bottom card to the top, you know the top card of this stack. This is the card that's going to be the basis of your 'one ahead'..

Let's assume the known card is the six of hearts. Tell the spectator, " Write this card down..", then think very hard and announce that you see the "six of hearts.." Pick up the top card off any of the stacks, other than the one with the six of hearts on top, and peek at it, but DON'T allow the spectator to see it.. Place it back and say " *Outstanding!*" Implying, of course, that you just verified to yourself that it was indeed the six of hearts.

Repeat this senario a second time, this time naming the card you saw when you peeked at the first stack. If we assume you saw the two of diamonds, you'll look at the second stack and say " Write this down.. the two of diamonds". You will then privately look at the card on top of the second stack and say " *Absolutely unbelievable..*"

Looking at the second stack gives you the denomination of the third card you're going to call out when you look at the third stack and say " Write this down, the \_\_\_ of \_\_\_". Peek at the top card on the third stack and say " *Am I good, or what..*"

Now, you're ready to look at the fourth stack, the stack where you actually know the top card ( 6 of hearts) and say, "Write this down.. the \_\_\_ of \_\_\_". Actually, you already know that the top card of this stack is the six of hearts but you'll call it as the card that was on top of the third stack. Repeat your peek and say proudly.. " *Copperfield, eat your heart out..*"

Now, to verify that you were correct, pick up two of the top cards, one with your right hand and one with your left.. and turn them face up, tossing them onto the table. Quickly pick up the two top cards off the top of the other two stacks and flip them over onto the table as well. Done quickly, this will prevent the spectator from realizing exactly which card came off the top of which stack..

They spectator can now look at all four cards and verify that the four cards you predicted are all there, face up on the table.. Your work is done..

This principle can be used in a number of ways, limited only by your imagination. In this case, the spectator may think that your looking at the top cards is a little suspicious, but they know that THEY cut the deck into four stacks, so how could you possibly know the denomination of ANY of the cards.

A second very easy way, and truly puzzling way, to perform the above effect is once the deck is handed back to the spectator, after you moved the six of hearts to the top, is to ask the spectator to deal a card onto the table. They will undoubtedly, and without thinking, deal the **top card onto the table..** it's only natural.

Now, ask them to flip through the deck and deal a second card 'at random' onto the table, then a third and a fourth, from ANYWHERE in the deck. In the spectators mind, they have dealt four totally random cards onto the table.

You then perform exactly as above, predicting and peeking at one card at a time, and saving the six of hearts until last. Now. gather all four cards into one small packet and flip them over onto the table face up. The spectator will not know which card was in what order,

only that the four cards on the table match the four you predicted...

You WILL be accused of using a marked deck, so be prepared to alleviate that argument.

Oh, if only all good tricks were so simple...

**R.Carruth**

=====

## Simon Aronson - Free eBook

*(From the Magic Roadshow Archives..)*

**Simon Aronson** is unquestionably one of my favorite magicians. I love his magic, presentation, patter, and style. One of Simon's great contributions to magic is his Aronson Stack, which is his personal method of stacking a deck...

Simon wrote a very nice 20 page ebook about the memorized deck, which he gives away from his web site. To quote from his site:

*"An Introduction to Memorized Deck Magic - My first recommendation is the easiest, because it's completely free. In 1999 I put together a set of lecture notes ("Memories are Made of This") for workshops I've given on the memorized deck. It serves as an introduction to memorized deck magic, discusses five "principles" useful in memorized deck magic, and contains many location effects that illustrate some of the basic and unique effects possible with a memorized stack. It also has discussions on various ways of learning/memorizing a stack, on choosing which stack to memorize, on practicing to keep your stack fresh, and a host of other FAQ's. These notes comprise a 20-page book that is now available in downloadable .pdf format, free on this website. You will find the link on the Memorized Deck page. Since it's free, it's definitely worth the price."*

Go to the homepage and look for the Magician's Only link.. You need to answer a simple question to get into the magicians section and access the download..

<http://www.simonaronson.com/home.htm>

=====

## Erdnases' Expert at the Card Table - Download

If you're a new subscriber, you can download your free version of Erdnases' classic ebook at this link..

<http://www.301url.com/erdnase>

If you have a problem, let me know and I will send you the ebook as an attachment..

=====

Well... It's been fun, but it's time to bring this issue to an end. I've got half the resources I need for another issue 'in the can', and I'm looking forward to sharing them with you soon.

If you enjoy the video's, I've posted a couple on the blog at..

<http://www.streetmagic.info/blogger.html>

-----

Interested in what **Wikipedia** has to say about the Magic Roadshow?

<http://www.301url.com/wikipedia-1>

-----

Questions, comments, rants or raves...

[EMAIL ME](#)

-----

To watch high quality sample video's from our favorite teaching web site CardTricks1..

<http://www.301url.com/cardsleights>

-----

Remember to visit some of my other sites at:

<http://www.StreetMagic.info>

<http://www.MagicRoadshow.com>

<http://www.Mentalists.info>

<http://www.StreetMagicSecrets.info>

<http://www.StreetMagic.info/blogger.html>

<http://www.MadMarketing101.com>

<http://www.301url.com/ezymagic2>

-----

**May my next issue find you well ..**

**Rick Carruth / editor**

=====

February 18th, 2007 Issue# 65

**Rick Carruth / editor (C) 2007 All rights reserved worldwide**

Street Magic's #1 free newsletter for magicians, street performers, restaurant workers, close-up artists, and mentalists, with subscribers in over seventy countries worldwide. Learn free magic tricks online and via video.

////////////////////////////////////

**Hello All..**

First, a sincere 'Welcome' to all the new subscribers who have joined our mailing list in the past two weeks. I hope you find something truly useful in each issue of the Roadshow. Don't forget to download your copy of 'Expert at the Card Table', using the link near the end of this issue.

I think I've put together a pretty good issue this week. Of course.. I'm biased.

Let me know what YOU think.. [EMAIL ME](#)

I want to thank all of you who emailed me after the last issue. Your thoughts and contributions are very important to the direction of the **Magic Roadshow**. I'm not happy if you aren't happy..

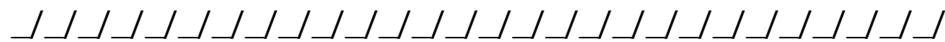
The next issue will probably be a couple of days late, or early, depending on how fast I work. March the 1st, 2nd, and 3rd I'll be at the *Winter Carnival of Magic* in Gatlinburg/Pigeon Forge Tennessee, and it may throw a slight monkey wrench in my schedule. At any rate, look for it either on the 1st or the 5th.

-----

## **In This Issue**

-----

- (01) CHAMELEON - Card Effect*
- (02) Expert Village - Magic Effects on Video*
- (03) A Bunch of Stuff - Video Secrets and Legal Hacks*
- (04) Faro Shuffle - Video Instructions*
- (05) Classic Magic on YouTube - Magic's Top Performers*
- (06) The Amazing Joe Joe - Blog and DVD*
- (07) Master the Rubik Cube - PDF Download*
- (08) How to Levitate - Video instructions*
- (09) The 5 Steps to Creating Tricks to Sell - Carson Kahn*
- (10) Hypnotism in Poker - 3 Part Article*
- (11) Expert at the Card Table - Download*



## **CHAMELEON - Magic Effect**

It's nice to have your own, personal magic guru. I have one, and her name is Carolyn. Most people know her as my wife, but few know that she does double duty as both my life partner and my 'backboard'.

For those of you who don't know what a backboard is - in the tennis world it's a solid wall you relentlessly hit balls against - and the backboard (wall) constantly bounces them back to you. In other words, you can't get anything passed it, and that pretty well describes my wife..

*Penn and Teller..* they frequently expose a magic trick to make yet another magic trick work. True, most of what they expose could easily be gleaned from



library books, but there's just a little 'something' about exposure that makes the audience feel as if they're being allowed to 'look inside' the magician's mind. This effect utilizes that principle, and should be added to your repertoire only IF you're comfortable with the idea of a minor exposure.

Thursday, January 11th, started like any other day in paradise. My feet hit the floor about 11:45 AM. I'd been up till 5 AM working on business reports, then a couple of hours working on the Magic Roadshow. After a quick lunch, I took to the road to pick up a few medical specimens, put them on dry ice, and mail them to sunny Minnesota. I went to an adjoining county to visit with the personnel at one of the pharmacies I service. Four delivery contractors met me there at 5:30 PM and we discussed typical problems, not actually solving anything, but venting our problems and earning a little sympathy from one another.

I was back home by seven, having stopped at my favorite barbeque joint and picked up two plates of barbecue and chicken. Carolyn and I ate, very well I might add, and settled in for the evening.

An hour or so later Carolyn remarked that I seemed a little 'on edge', and I bristled at the thought that I could be read so easily. Still.. I WAS pacing the floor, like an athlete trying to psyche himself before a big game..

Sometimes I go a couple of weeks between showing her one of my effects. As I said, I can't get anything pass Carolyn. I NEVER show her an effect until I'm confident I can withstand the gut-wrenching experience of being 'exposed'. No, it's not the same as being publicly exposed, but it hurts non-the-less, and the pain doesn't help my fragile ego.

*Imagine a chameleon, sitting on a tree branch, confident in his surrounding and his natural ability to hide himself from his prey. Imagine the chameleon, turning to move from one limb to another, and realizing that he's sharing the limb with a hawk. The hawk's not fooled. The hawk see's the movement and quickly recognizes the chameleon for what it is...*

Lunch...

That's me...

I picked up my current working deck, a pack of *Bee's World Poker Tour*, from the coffee table and sat next to Carolyn on the sofa. She knew what was coming, and with a slightly annoyed look, she put down her hand-held Tetris. Just for the record, she's cleared over six hundred lines, which I think is some kind of record.

I looked through the deck and removed five cards: a six of spades, three of

clubs, ace of hearts, three of diamonds, and eight of diamonds. I wasn't 'locked in' to these five cards, but these five have worked well for me in practice. I mixed them a little and spread them face-up into a fan so she could see the faces. Asked to mentally pick one of the five, Carolyn said she had, and I asked her which one she'd picked. She grudgingly admitted she'd picked the ace of hearts...

I removed the ace and handed it to her, asking her to 'check it out' and make sure it was a perfectly normal card. As she was looking at the card I got a little opening between the second and third cards so when I was handed the ace back, I could effortlessly slide it into the number three position, in the exact center of the small packet.

Still holding the packet in my left hand, I turned the packet over with my right hand to a face-down position.

" Watch as I magically remove the ace of hearts from the pack.." as I performed a little make-believe move and pretended to take a card from the top of the pack.

I 'showed' her the imaginary ace, and then pretended to put it in one of my pockets for safe keeping.

With the packet still face down in the left hand, I reached over with my right thumb and middle finger and grasp the top card by the LEFT top and bottom corner and turned the top card over with much the same motion as opening the back cover of a book. I moved the card off the stack, still holding it between the thumb and middle finger, and showed it to Carolyn.

"As you can see, this is NOT your card.." and I layed it face-up on the coffee table. She agreed and the effect continued..

I took the second card and turned it over with the same motion used to turn the first card, and commented on it not being her card either. It was also layed on the coffee table, face-up on top of the first card.

I then took both the third and fourth cards and turned them as one, showing them to my nemesis and laying them on top of the other two. So far, so good. She didn't notice the double lift or her ace under the bottom of the card she just saw.

Lastly, I flipped the last card in my hand for her to confirm that it wasn't hers, and I used that card to slide UNDER the stack on the table and flip all the cards over.. face-down. The last card she saw is now the top card on the face down packet.

"OK.. where's the ace?" she murmured.

"It's in my pocket, sweetie.."

I picked up the face-down packet and put it back into the left hand.. Now was the perfect opportunity for me to use my favorite David Blaine phrase..

"Waaatch.."

I flipped the top card again, just as I had done before, except this time I let the card slide back onto the top of the packet. Carolyn was looking at four face down cards with a face up card on top of the packet.

"Again, this is not your ace, correct..?" to which she agreed. I removed the card from the top of the packet and dropped it onto the coffee table. I performed the same move again with the second card and Carolyn again agreed that it was not her card.

I lifted the third card and flipped it over onto the top of the packet. " Not your card, right? "

" No, it's not my card.."

I pointed to the pocket supposedly containing the ace and reminded her once again that it couldn't possibly be her card, as we both knew her card was in my pocket. In that instant, as she involuntarily cut her eyes toward the pocket, I used my thumb to slightly pull down on the bottom card so I could lift the top card, and the card under it, as one, and drop it onto the other two on the coffee table.

Because the card under the third card is the face-down ace, I need cards with a white border, just in case these two card separate as I lay them down. I don't want to give away that I'm lifting a face-up and a face-down card simultaneously.

I flipped the last card in my hand, showing her that it wasn't hers, and put it face-up on top of the other four.

Checking for a reaction, I saw a very foreign look; one that seemed a little bemused and restrained, but still slightly curious..

" So, where's the ace really? "

" It's right here..", as I reached into my shirt/pants pocket and removed the ace of hearts.

Although it may have appeared to a stranger that I was on the cusp of achieving the holy grail of my measly card career, what I was about to reveal next would probably confound even a neophyte..

" Sweetie.. You know I can't keep a secret from you - the ace was in my pocket before I began the trick."

I could see her take a deep breath and then exhale a relieving sigh as I layed the ace down on the coffee table, face-up and to the left of the original pack.

"What would you have done if I had picked another card..? "

" Well, if you had picked the three of clubs, I had it right here.." as I took the three from my shirt/pants pocket and put it, face-up, into the left hand.

What Carolyn didn't see was.. as I reached with my right hand to take the three from my pocket, I plucked a small piece of double-stick tape from my belt with my left hand, a piece that had been very secretly, and very loosely, placed there before the effect began.

With the three now in my left hand, I reached for another card in another pocket with the right hand. Sweetie was watching my right hand pull cards from my pockets, and didn't notice as I took the small piece of tape, stuck to my left index finger, and stuck it to the back of the three.

" And if you had picked the six, I had it right here in my other pants pocket, and the eight was right here in my other shirt pocket, and the other three was here in my back pocket..".

As I removed these cards from the pockets, I dropped each one into the left hand on top of the three of clubs with the tape on it's back. Then all four cards were dropped on top of the ace already on the table.

I could see a slight knowing smile cross her lips. All was well on the homefront once again..

I reached down and gently picked up the five cards taken from my pockets. After squareing the five cards thoroughly, I gave the center of the cards a little squeeze to secure the three of clubs to the face of the ace and turned the packet face down.

" Oh, one more little bit of magic..". I shook the small packet back and forth a couple of times with my left hand. I paused, then removed the top card with my right hand, turned it over for Carolyn to see, and dropped it face up onto the table. I repeated this with the second card, then the third card, and finally.. the fourth, and last, card...

Her slight knowing smile was gone.. So was the Ace of Hearts..

I reached for the original packet of cards, still laying face-up on the coffee table, and with my index finger, pushed the cards apart. You could clearly see four face-up cards and one face-down card in the center of the pack.

" Flip it over, sweetheart.."

Carolyn reached for the face-down card, pulled it from the packet, and dropped it face-up onto the table.

It was the Ace of Hearts.

*Somewhere in the wild, a chameleon sharing a limb with a hawk was spared as a sudden gust of wind from the north shook the limb the two were on and forced the hawk to spread her wings to maintain her balance. Tucking them back against her sides, ladyhawk was disappointed to see that the chameleon was gone. Had he changed colors and blended with the leaves, or had he fell from his perch?*

*It didn't matter. For on THIS day at least, the chameleon would not be anyone's Lunch...*

-----

All that's required is five cards, generally three red and two black, a small piece of double-stick tape, and five duplicate cards to match the five picked from the deck.

Aside from a couple of double lifts, this effect is basically self-working.

Take the five duplicates and put one in each pocket. All that's necessary is that you remember which pocket contains which card. Loosely stick the double-stick tape on your belt, and you're set...

Pretend to put the chosen card in the pocket that actually contains a duplicate of that card.

You could create a quick, abbreviated version of this effect by pretending to put the selected card in a pocket, showing the selected card as vanished as described above, and producing the selection from the pocket. Then, put the 'selection' back in the pocket, patter, patter, patter, announce that you are going to make the selected card reappear in the packet on the table, and then spread the cards to show the selection back in the packet.

Of course, the ace is upside down in the original packet from the moment you do the last double pick-up. And the ace disappears from the second packet the moment you apply pressure and stick it to the back of the second card out of your pockets.

If you will set up the cards as suggested and then simply read the story and perform the tasks as you read, it will work beautifully for you, as it does for me.. You can easily master this effect in an hour or two, and have an effect that looks and plays like a minor miracle..

**- Rick Carruth**

---

## Expert Village - Magic Effects on Video

**Expert Village** advertises itself as the World's Largest How-To Web Site. Edited by **Dave Foydel**, the magic category of Expert Village currently features fourteen video's, covering a variety of different tricks.

Rather than offer my descriptions, I'll paraphrase from the site..

*"In this free video series you'll learn a variety of magic tricks and illusions from a professional magician.*

*Coin and card tricks of varying degrees of difficulty will be demonstrated and explained on video.. Learn coin folding tricks, penetration illusions, reproduction illusions such as the "multiplying money" trick, and much more. The rules of magic are also included and explained."*

Dave has created all the following video's and posted them to the site.....

*Four Aces Illusion : Eight Card Brain Wave Illusion : Automatic Card Discovery Illusion : The Coin Fold Illusion : Escape From Ropes Illusion : Finger Palm Vanishing Illusion : The French Drop Illusion : The Jumping Rubber Band Illusion : Multiplying Money Illusion : The Penetrating Pinky Illusion : The Red & Black Trick : The Rubber Band Up the Nose Illusion : The Threading the Needle Illusion : The Rules of Magic : Illusions & Other Tricks for Beginners*

<http://www.301url.com/expertvillage>

---

## **Don't EVER settle for second Best... Don't EVER settle for being an 'OK' Magician...**

Mark Twain in a serious moment said:

*"Twenty years from now you will be more disappointed by the things that you didn't do than by the ones you did do."*

Every year you're a year older, and another year removed from your dreams. Don't give up on magic one day and go the rest of your life wondering what "could have been.." if only you had your own personal magic guru..

<http://www.301url.com/streetmagic>

---

## **A Bunch of Stuff.... Video's**

- Know how to balance one coin on top of another?
- Build a mini air horn for the price of a balloon?
- Win a Bar Bet?
- Convert a one-time use camcorder or camera to multi-use?
- Trace any email, and then bring it up on a map?

Or any of dozens of other unusual task, legal hacks, and oddities.. Be sure to click the Archive link at the bottom of the page to access many other video's, including some of the above..

<http://www.kipkay.com/>

---

## Faro Shuffle

I am a diehard fan of the faro shuffle. I personally use a slight variation of the faro 95% of the time. Unlike the riffle shuffle, you can perform the faro without a surface. It's the perfect anywhere, anytime shuffle..

Although not the easiest of shuffles, once you get the 'knack' the cards will seemingly glide together. Show other magician's you're dead serious about YOUR magic, and learn this classic shuffle..

Hopefully, sometime in the near future, I'll make a video of my faro and share it with you, along with a few additional instructions.

Watch this video, practice, and let me know how it goes..

<http://www.d-videos.com/video/31603>

---

## Classic Performances - video

My friend, Michael Martinez, researched great magic performances and came up with the following classic performances by several of magic's superstars...

We've interviewed Michael Finney ( [Issue# 23](#) ), hung out with Jeff McBride ( <http://www.streetmagic.info/contactInfo.html> ), watched tapes and DVD's of The Amazing Johnathan's kiltered performances. And, like Michael, long been inspired by the magic of Renee Lavand, the greatest one-armed magician of all time, and Jean-Pierre Vallarino's wonderful card magic.

One of the really great things about sites like Google's YouTube is their ability to share magic and performances with anyone, anywhere in the world, without the need to download anything..

<http://www.youtube.com/watch?v=SGpv7Kum2vc> Michael Finney

<http://www.youtube.com/watch?v=JIW3WcW0W6M> Renee Lavand



[http://www.youtube.com/watch?v=KNJtvAc\\_KAs](http://www.youtube.com/watch?v=KNJtvAc_KAs) The Amazing Johnathan

<http://www.youtube.com/watch?v=4aFZWsbzzmq> Jeff McBride

<http://www.youtube.com/watch?v=g4zWFspuyj8> Jean-Pierre Vallarino

---

## The Amazing Joe Joe - Blog and DVD

JoeJoe is a 'true' street magic professional... one of those guys who actually makes a living performing on the streets. It's not a wish, or a sideline.. it's his vocation.

Having traveled well over twenty thousands miles, literally from coast to coast, performing in towns and cities all along the way, JoeJoe is the consummate pro who works day in and day out, rain or shine.

I'd never call JoeJoe a 'DeadHead', but he has performed at over one hundred Grateful Dead concerts through the years.

I first met JoeJoe several years ago while he was working at one of the magic shops in Myrtle Beach, S.C. Since, I've met him at the SCAM convention in Columbia S.C., and again at the Barefoot Landing shopping complex in Myrtle Beach, a location he calls 'home'.

Barefoot Landing is a wonderful complex of shops and restaurants literally built on a boardwalk type structure over a costal marsh. Made to resemble an old fashioned fishing village, thousands and thousand of visitors flock there daily for the combination of shopping, dining, and entertainment.. ( Dick's Last Resort, Crab House, Damon's, House of Blues.. among others)

For the last four years JoeJoe has had his own 'spot' at Barefoot Landing and entertained visitors from around the country. Monday thru Friday at seven and eleven, JoeJoe performs a unique form of street magic that includes illusions, something that's VERY difficult to pull off up close.

He has his own blog, which is one of the few magic blogs I read regularly, detailing the daily struggles and victories of performing both FOR the public and IN the public. JoeJoe has numerous photos and videos on his site to give you an idea of what street magic is all about..

JoeJoe recently completed a DVD, 'REALITY', which shows him hard at work, attracting a crowd and entertaining them with his highly personal style of street magic. I have my own copy of REALITY, and I treasure the blood, sweat, and tears that I know JoeJoe put into it, just to give readers like YOU a look at the real world of street performers..

Do yourself a favor and check out both JoeJoe's blog and DVD.

<http://www.joejoeonline.com/blogger>

<http://www.301url.com/joejoedvd>

---

## Master the Rubik Cube - PDF Download

The 'lil cube's making a comeback! Will Smith plugged Rubik's Cube in his latest movie, 'In Pursuit of Happyness', and I've seen several popular magicians, including Keith Barry, utilize a Rubik Cube in a magic effect.

New cubes have four, five, and even six lines, but it's the classic three-liner that still earns our interest.

I've always felt that a performer, particularly mental magicians and mentalists, could benefit from being able to solve a cube in a minute or less. After all, the classic 'magic square', featured in the last issue, has been a part of many demonstrations intended on impressing the audience with the performers great 'mental abilities'.

Jasmine Lee has created a nice PDF file with one method for solving the cube in about a minute. Heck, if it can teach me to solve it in two or three minutes I'd be REALLY impressed. I've not had the opportunity to check out this method, as I can't seem to find a good cube at the moment. I've checked eBay, but ten dollars shipping?.. I don't think so..

(editors note: I just picked one up at Toys-R-Us )

Anyway, this link will take you to another of my sites, where you can download the PDF. Simply right-click and then 'save-as' to your desktop.

While there, take a look at Toby Mao of the USA, sitting the world record of just over ten seconds a few months ago... Wow.

<http://www.streetmagicsecrets.info/rubikscube.htm>

If you don't want to download and print the file, about seven pages, you can view the file as a web site at:

<http://www.301url.com/rubikcube>

---

## How to Levitate - Video instructions

There are many different levitations on the market - some are practical, some are not. This levitation is definitely one of the more 'do-able' effects out there. Although cover is required, you do not need any props or alterations to affect the levitation.

Is this one perfect? No. I've yet to see one that is. Even the classic video of Criss Angel's levitation, as impressive as it looks on video, has serious flaws in real life. It is SO angle sensitive that it can only be performed for a very small group of folks, standing in a very small viewing area.

This one can be performed easily with audience members standing anywhere in a ten-o'clock to two-o'clock range.

You can actually let the audience examine you and your shoes after the performance as there's nothing to find..

If you're into levitations, and want to master an effect that will truly surprise a lot of folks, this one's for you..

<http://www.301url.com/levitate>

---

## The 5 Steps to Creating Tricks to Sell - Carson Kahn

1. Think of your purpose (what are you trying to achieve? [i.e. vanish of coin, transposition of card, etc.] )
2. Create idea for and formulate method (how could your purpose be accomplished?)
  - a. Think of other tricks like yours on the market, if you know how they work.
  - b. Watch videos on YouTube.com or MetaCafe.com to see how other people present and/or do tricks like yours.
  - c. Use your brain! We know you're smart (or else you wouldn't be a magician)!
  - d. Once you think you've come up with one, test your method. Chances are it won't be perfect, so:
3. Test and retest method (build gimmick or transcribe trick, and then follow your own instructions).
  - a. Speculate whether or not the average Joe could do your trick, that is, that you aren't the best card magician in your country and your skill level is required to do the trick.
  - b. Make your method as simple but fooling as possible. Keep in mind-sometimes you will have to compromise one of the two. Who are your buyers? If they will be beginners, making a coin appear with a gimmick, but not as convincing to adults might be the way to go! If your costumers are professional magicians, or at least adults, you might consider compromising simplicity to cater to amazement!
4. Create a detailed manuscript and/or instructional video (and, if applicable, find a way to mass-produce, or at least produce on demand, your gimmick)
5. Once it is all figured out, contact some magic dealers!
  - a. Good USA shops include PenguinMagic.com, MagicProShop.com, Ellusionist.com, MagicDreamLandMagic.com, and MagicTricks.com, among many others!
  - b. Good UK shops include eMagicTricks.co.uk, MagicWorld.co.uk, TopSecretMagic.co.uk, and WorldMagicShop.co.uk, among others.
  - c. Do not forget to call local non-web-based magic shops. Chances are, there's

one in the nearest capital city.

d. Price your trick: Remember - reasonability is the key. Don't price a coin-bend-that-works-by-a-little-metal-lever-that-shoots-up-your-sleeve \$200, and don't price a self-levitation-with-no-ropes,-magnets,-or-visible-support-that's-nearly-impromptu-and-can-carry-you-20-feet-into-the-air for \$5! You want to make a good profit, but you don't want to earn bad reviews or enemies...

More Tips...

◆ Not all tricks have to have/come with gimmicks-your trick could be something that a customer makes on their own at home, or an instant download explaining an impromptu trick.

◆ Price things reasonable.

◆ Don't let your dealers rip you off. It'd be best, actually, for all of us: you--me-Rick Carruth-if you made your own shop! Setting up a website and creating your own shop is easy, just buy an "eCommerce" template!

◆ Simplicity is the key...

◆ No, amazement is the key... No, you're both wrong, your trick needs both...

Please do invent tricks! Its good for all of us: You make money, us and others have more tricks to perform, magic retailers have something to sell, Rick has stuff to write about...It's a win/win/big-win situation!

◆ Contact [CarsonKahn@gmail.com](mailto:CarsonKahn@gmail.com) for more details and tips on how to create tricks. Feel free to distribute the PDF version to your friends and family and colleagues! All that's required is that you distribute it *exactly as it's printed, without changing the text.*

<http://www.streetmagicsecrets.info/CreatingTricks.pdf>

Get more free magic at two of Carson's other sites:

<http://www.2ndNatureMagic.co.nr>

<http://www.LaMagieCabaret.tk>

---

Hypnotism in Poker

Do you think you could play better poker if you were hypnotised and then subconsciously convinced you could play better?

Barry Carter decided to have himself hypnotised to see if it would have an effect on his ability to play poker.

He wrote a three part article for PokerNews, and revealed the 'results' of his self-administered test.

Can you be a better magician, or better mentalist if you perform 'under the influence'? Read Barry's thoughts and see what you think..

<http://www.301url.com/hypnotism1>

<http://www.301ur.com/hypnotism2>

<http://www.301url.com/hypnotism3>

---

## Erdnases' Expert at the Card Table - Download

If you're a new subscriber, you can download your free version of Erdnases' classic ebook at this link..

<http://www.301url.com/erdnase>

If you have a problem, let me know and I will send you the ebook as an attachment..

---

That's a wrap on another issue of the **Magic Roadshow**. Hey, I *COULD* give you a few more resources, but then you guys/gals would get *SO* spoiled...

I wrote awhile back that I was going to cut down on the number of resources to make life a little easier on my end.. and yet, once I get going, it's hard to stop.

I keep working, and writing, and researching.. thinking that I really need to give everyone their moneys worth, and then it occurs to me that all this is FREE.. Go figure..

If you enjoy the video's, I've posted a couple of different one's on the blog at..

<http://www.streetmagic.info/blogger.html>

---

Interested in what **Wikipedia** has to say about the **Magic Roadshow**?

<http://www.301url.com/wikipedia-1>

---

Questions, comments, rants or raves...

[EMAIL ME](#)

---

To watch high quality sample video's from our favorite teaching web site CardTricks1..

<http://www.301url.com/cardsleights>

---

Remember to visit some of my other sites at:

<http://www.StreetMagic.info>

<http://www.MagicRoadshow.com>

<http://www.Mentalists.info>

<http://www.StreetMagicSecrets.info>

<http://www.StreetMagic.info/blogger.html>

<http://www.MadMarketing101.com>

<http://www.301url.com/ezymagic2>

---

**May my next issue find you well ..**

**Rick Carruth / editor**

---

## Magic Roadshow

**March 7th, 2006 Issue# 66**

**Rick Carruth / editor (C) 2007 All rights reserved worldwide**

Street Magic's #1 free newsletter for magicians, street performers, restaurant workers, close-up artists, and mentalists, with subscribers in over seventy countries worldwide. Learn free magic tricks online.



**Hi All..**

Sorry for the delay. It's been a hectic couple of weeks, but very rewarding.

First.. I must *WELCOME* all the new subscribers to our newsletter. There have been large numbers of you guys and ladies, and I want you to know that you're more than welcome at the Magic Roadshow. I hope each of you takes an active roll in helping me share magic resources with others.. We are an international publication, with subscribers in over 80 countries worldwide, and welcome your input..

I've spent the past few days in Tennessee at the *Winter Carnival of Magic*, and had the pleasure of running into several subscribers, not to mention more than a few world class magicians.

Among those who have agreed to interviews with the Roadshow are.. Close up



legend *John Carne*, master of hip hop magic - *Jay Mattiolo*, and fism winner and master of the marked deck - *Boris Wild*.

I hope all of you got your free '*Easy Mentalism*' eBook download. If you didn't, the link is still available, until Friday, at <http://www.StreetMagic.info> . Look for the Easy Mentalism ebook image, then look in the text links below the image for the link 'Easy Mentalism', right next to the Michael Finney link..

---

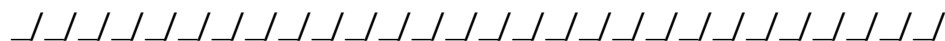
## **In This Issue**

---

- (01) Stapled - Version One
- (02) Stapled - Version Two
- (03) Magic Bunny. net - Learn to Perform Magic Tricks
- (04) Mac King on the Road - 7 PDF's by Mac
- (05) Mind Blower Card Trick - Video
- (06) The Biddle Trick and Move Explained - Six plus minute video
- (07) Penn and Teller Reveal the Secrets of Magic - What's new
- (08) Torn and Restored Cigarette Tutorial - Four plus minutes
- (09) Card Fan To Silk - Effect by Subhajit Chattopadhyay
- (10) The Floating Note - Window's Media Player version
- (11) Erdnase' Expert at the Card Table - Download
- (12) Pricked Cards - Cheaters Secret Weapon

---

" *I yam what I yam..*" - Popeye



## [[ Stapled ]]

Here's two versions of the same effect. Actually, I suppose if it's two versions then it's NOT the same effect, is it.? Part One is a 'little' closer to the version performed by John Scarne. Part Two is.. different.

### ----- **Version One** -----

'Stapled' was first introduced in issue# 36. It is one of my favorite effects, and like many effects, has evolved over time. Below is how I currently perform this little miracle, which is my version of an effect introduced many years ago by one of my favorite magicians.. John Scarne.

You're going to have to create two gaffed cards: Get two jokers, two indifferent cards from an old deck, and a staple gun. For the sake of simplicity, lets say you're using a five of diamonds and a jack of clubs.

You will need to force a five of diamonds or a jack of clubs on your spectator. It doesn't matter which. Lets assume the five is forced. Put the joker/five in your rear pocket and the joker/jack in your shirt pocket.

Ask the spectator to select a card and force the five of diamonds. Cut the deck and ask the spectator to place the selected card on top of the lower portion. Now, catch a break and bring the five to the top of the deck. You can also take it to the bottom of the deck instead. ( The important aspect is knowing where the five is located and being able to remove it from the deck without looking..)

Lay the deck on the table and tell the spectator that you are going to find their card using a combination of two cards that are special to you. Remove the joker/jack from your shirt pocket and give it to the spectator, asking them to check it out thoroughly.

Tell them when you were a little boy your grandmother always called you 'Jack', constantly confusing you with your brother. She also told you that you were going to be quite the 'joker' when you grew up.. so the joker/jack combination has been special for you throughout the years and you are going to use that combination to create a 'locator' card.

Tell the spectator that you are not only going to find the chosen card with the locator card but you're going to do it under almost impossible conditions. Take the deck in one hand and the locator card in the other hand and place both behind your back.

" I don't want you to think for a moment that I can see your card in the deck or that I'm using some kind of marked deck and can identify your card from the back."

While the deck is behind your back, place the joker/jack in your trouser pocket, as well as the five of diamonds off the top of the deck. Remove the joker/five from your trouser pocket and stick it into the middle of the deck. Make sure you know which way the joker is facing so when the deck is spread later, the spectator will see the joker and not the five..

Bring the deck from behind your back and place it face down on the table. Explain to the spectator that you put the locator card into the deck at the exact location of their chosen card. Spread the deck and let the spectator see the locator card and remove the card from under the locator card..

" With any luck, this will be your chosen card." Flip the card and ask if that was their card. Of course, they will say "No", and you will appear surprised..

Remove the card above the locator card and say that maybe it's the correct card. It won't be either..

Apologize for your failure - as you slide the locator card from the deck and move it to one side. Ask the spectator to please find their chosen card in the deck.

After a brief search, they will not be able to find the five of diamonds anywhere in the deck. When they tell you that they can't find it, ask them to name their card.

"Five of Diamonds.."

"Five of Diamonds ??.. That's strange.. I suppose my grandmother was right when she said I'd grow up to be a little joker.."

Flip the joker over to reveal the five of diamonds stapled to the back. I promise you, the spectator will be thoroughly impressed..

-----  
**Stapled - Version Two..**

-----

Have a spectator select a card at random from the deck. Give them a permanent marker and ask them to sign their name across the face of the card.

Cut the deck and ask the spectator to place the chosen card on top of the lower portion. Catch a break and bring the chosen card back to the top of the deck.

The only real 'preparation' is.. you will need a pair of jokers. Personally, I have two jokers in the card box, and I'll reach for the box and remove the two jokers, under the pretext that I don't want to ruin two perfectly good cards.

Hand the jokers to the spectator to inspect, and when you get them back casually drop them, face up, on top of the deck.

At this point you have two face up jokers on top of the deck and the selected card face down under the jokers.

Bring a small stapler from your pocket and sit it on the table. Pick up the deck and casually thumb the top joker off onto the table as you tell the spectator that you're going to create a locator card.

Pick up the second joker and double lift the signed card with it.. Keeping the face of the second joker toward the spectator to prevent them from noticing the double card, pick up the first joker from the table, show both sides, and put it behind the joker/signed card.

You now have from top to bottom, a face up joker, face down signed card, and face down joker.

Making sure to keep the packet very square, reach for the stapler and quickly put three or four staples in the packet.

Be sure to perform this move as casually as possible, talking and looking at the spectator as you do.. If you don't seem overly concerned about the packet.. they won't either..

Now, ask the spectator to take the deck, make sure it's thoroughly mixed, and then sit it back on the table.

Study the deck, visually size it up, and then cut the deck and put the jokers into the deck. Close the deck and announce that you hope your locator card has found the signed card.

Spread the deck and look at the cards over, under, and around the locator card, none of which will be the signed card, of course..

Ask the spectator to help you look for the signed card. Turn the cards over, revealing the faces, none of which have a signature.

You are now ready to slide a finger under the bottom joker and rip it from the packet, revealing the signed card between the two jokers.

Patter is so important, and I will not bore you with mine. Use your imagination to create an interesting reveal, and this effect will serve you well...

## **R.Carruth**

=====

## Magic Bunny - Learn to Perform Magic Tricks

This is my resource of the month, no doubt. For those of you who have never visited Magic Bunny. net you're in for a surprise. They have dozens and dozens of moves, changes, effects, vanishes, and just good tricks...

And it's far from being all about cards and card magic. There are sections on Magician's tools, Sham mesmerism, and clairvoyance, Memory tricks, Tricks with animals, tricks with rope, rings, handkerchiefs, eggs, bank notes, coins, knives, needles, wine, water, marbles, watches, and dice..

To mention a few..

And of course, there are card tricks like...

- To Force a Card*
- The Second Deal*
- The False Count*
- The "Ruffle"*
- To Spring the Cards From One Hand to the Other*
- The Slide*
- The Forcing Die*
- The Prearranged Pack*
- The Color Change*
- To Make a Card Disappear from a Glass*
- The Transformation of the Jack of Clubs*
- The Prediction*

- To Discover a Card Drawn from the Pack*
- A Flying Card*
- A Greek Cross*

Most of these effects were originally published in the book "Magicians' Tricks", a classic that Henry Hay called the 'first American general textbook' of magic.

<http://www.magicbunny.net>

=====

## Mac King on the Road

Mac King has long been one of my favorite magicians and performers. He has what everyone considers the best magic show - for the money - in Vegas.. The Mac King Comedy Magic Show at Harrah's Las Vegas.

Mac has published many articles and interesting stories in all the major magic magazines, but I have a selection of articles that first appeared in MAGIC magazine and detail Mac's life on the road, so to speak..

- Mac's first time performing in a Comedy Club*
- Mac, Magic Shows, and Natural Disasters*
- Mac and His Thumb Tip*
- Some Useful Advice*
- Mac King, Tough Guy*
- Mac and a Drunk Woman*
- A bunch of pals at Abbott's Get Together*

Each is a PDF file and can be accessed at Mac King's " Magician's Only " web site..

<http://www.mackingshow.com/html/magicians/>

=====

## Mind Blower Card Trick

I'm not going into detail about this effect, but I'll just let you go to Metacafe and find out yourself. Learn a simple technique for making a shimmed card and another simple method for forcing this card on a unsuspecting spectator.

This four plus minute video is one of the better ones, and one I'm sure you'll enjoy.

<http://www.301url.com/mindblower>

=====

## The Biddle Trick and Move Explained

This weeks special video is a full six and a half minute tutorial of the Biddle Trick. Using the biddle move and very little else, you can perform a nice looking effect with a minumum of effort.

I'm thankful that we have access to vids like this that offer viewers a chance to learn and watch an effect perform without paying a single cent..

What worries me though is this.. video's use so much bandwidth, so much of the internets resources, that there WILL come a day in the near future when sites like metacafe and youtube will be a much more exclusive of the video's they allow to be published on their sites. Look for these sites to begin charging for files to be published to their servers.

What do I recommend? Save these files and learn the effects QUICKLY.. they may be gone tomorrow..

<http://www.301url.com/biddletrick>

=====

## Penn and Teller Reveal the Secrets of Magic

In typical Penn and Teller fashion, the duo fancy themselves the Keeper of the Keys to magic's cupboard of secrets.

In this video they explain to the audience the science of magic via the appearance and disappearance of a cigarette. Watch Teller perform the seven keys to magic.. "Palm, Vanish, Steal, Load, Simulation, Misdirection, and Switch." in tandem with Penn's narrative.

<http://www.301url.com/magicreveal>

=====

## Torn and Restored Cigarette Tutorial

While we're on the subject of cigarette's, John Kennedy has put together a nice tutorial on the torn and restored cigarette. I featured a couple of cigarette effects two issues back, and this is the perfect compliment for those video's.

I'm not advocating we all run out and buy a pack of cigarettes to master these moves, but the premise is a number of us perform in restaurants and/or bars where one of the readily available props is the infamous cigarette.

Some folks look down on playing cards as evil, so I'm not making judgements here.. only sharing resources..

<http://www.301url.com/cigtutorial>

=====

## Card Fan To Silk - Subhajit Chattopadhyay

Magician takes a dozen or so cards off the deck. He fans these cards, and with a



flourish, tosses them into the air.. only to see the cards completely vanish and a single silk cloth remains in their place..

How does he do it?

### **Secret and Presentation-**

Take about a dozen cards in one hand and fan them. Punch a hole in the point where all the cards meet. Take a brass fastener, those small fastener's with a head and two pointed tips that are commonly used to hold paper in binders, and put it through the hole, bend the two ends, and loosely secure the cards.

Secure a piece of elastic, rubber band, or reel to the pack of cards as well. If using elastic, you can attach it to a safety pin and pin it up your sleeve. If using a reel, secure it at the proper location to allow you to pull the string down the sleeve.

Now, these cards can be placed on top of the deck and you're ready to perform 'Card Fan to Silk'.

Palm a rolled up silk in the hand that holds the card fan. Remove the packet from the top of the deck and fan it. Make an upward throwing motion, catching the corner of the silk with your fingers. Let go of the fan. The cards will swivel into a thin package and fly up your sleeve, leaving the silk in your hand.

A special 'Thanks' to my friend, **Subhajit Chattopadhyay**, for devising this effect and sharing it first with the Magic Roadshow readers...

=====

### **Miracles for Mortals**

I have two videos I want you to watch. Yes, these are Ellusionist products, and yes, I sell Ellusionist products.

I'm confident that if you want it, you'll buy it... and if you don't - you won't. But I really want you to see it anyway. This is magic, and I cannot figure it out.

I take great pride in watching trailers and figuring out the magic without actually buying the dvd. I promise you.. if you see me performing this effect.. I bought the dvd. There ain't no other way..

My friend from north of the border, **E** webmaster *David Mitchell* said...

*"The two preview videos shown on this page demonstrate just two of the effects you'll find on these DVD's. When the core team of Ellusionist got together recently, we screened many products for the site. One team member was watching this DVD and could not believe he was seeing what he was seeing.*

*This is what real magic ought to look like. That staff member ran and brought in another member, and they watched it together, and the reaction was just as powerful. Finally they brought Brad in to watch this effect, and the look on his face made it clear. A WINNER."*

This will give you something to think about....

<http://www.ellusionist.com/cart/?aid=1018>

=====

## The Floating Note (video solution)

The passing last year of Mike Bornstein brought to mind Mikes famous "Mike Bornstein's Original Floating Dollar Bill Levitation". I knew that effect would be something very suitable for the Roadshow readers, so I wrote up a description of the Floating Note effect in notepad and moved it over to my 'briefcase' file, intending to use it one day.

Then, about a year ago I received a link in my email from Pubtricks featuring the floating note trick. After watching it I realized I didn't need to write up my description of Mike's classic. There it was, in video form, for me to share with the world.

This is a simple trick to set up. After seeing the video, you'll realize just how simple. I used to perform this effect from behind a counter, where the spectators couldn't grab for the bill, and it worked nicely for me..

Windows Media Player required..

<http://www.streetmagic.info/floatingnote.html>

-----

If you liked this effect, check out some of the other effects at PubTricks

<http://www.streetmagic.info/Pubtricks.html>

=====

## Erdnases' Expert at the Card Table - Download

If you're a new subscriber, you can download your free version of Erdnases' classic ebook at this link..

<http://www.301url.com/erdnase>

If you have a problem, let me know and I will send you the ebook as an attachment..

=====

## Pricked Cards - Cheaters Secret Weapon

An excellent method for detecting given cards is to have them pricked in the corners, very nearly through, with a needle. The hole, or, more properly speaking, the indentation, should be made on the back of the card, so that the face presents a little mound to the touch.

The card should be marked in each corner, so that it will not matter which end of it comes to hand first. When it is desired to mark more than one card in the same pack by this method, one card should have one hole in each corner, another card two holes, another card three holes in a triangular form, another card a line of holes along each end, and so on. It will, however, be seldom necessary to mark many.

Card cheating is to this day often practised by this means, cards of value of a certain suit being detected by the dealer as he deals them out.

Originally published in "Magicians' Tricks"

=====

## Going to Paris ? - Special gift from the Roadshow

I have a very nice ebook with a list of two-star hotels in the Paris area. Big Business does NOT want you to have this book, as it cuts into their profits. This is NOT an ad and I don't make a single penny off the distribution of this ebook.

This ebook will actually give you direct and immediate access to the hotels and their owners, enabling you to get the very best deal possible... NO middle men or travel agencies to pay commissions to...

Check it out and let me know what you think..

<http://www.301url.com/visitparis>

=====

That's it for this issue of the Roadshow. I hope you found something among our resources that will add a little something to your performances.

I've discussed with one of my regular contributors.. Carson K .. about the possibility of setting up a special page that can only be accessed by readers who have contributed either published resources, articles, or effects.

I haven't made my final decision yet, but I'm definitely considering the possibility..

Go ahead and get a jump on things and submit your material. If you have articles, resources, or effects you would like to see published.. send it to the Roadshow and let me see it..

-----

Interested in what Wikipedia has to say about the **Magic Roadshow**?

<http://www.301url.com/wikipedia-1>

-----

Questions, comments, rants or raves...

[EMAIL ME](#)

-----

Remember to visit some of my other sites at:

<http://www.StreetMagic.info>

<http://www.MagicRoadshow.com>

<http://www.Mentalists.info>

<http://www.StreetMagicSecrets.info>

<http://www.StreetMagic.info/blogger.html>

<http://www.MadMarketing101.com>

-----

May my next issue find you well ..

Rick Carruth / editor

---

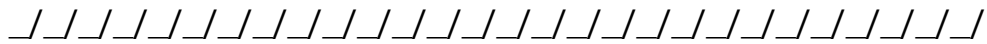
## Magic Roadshow

**April 3rd, 2007 Issue# 68**

**Rick Carruth / editor (C)2007 All rights reserved worldwide**

Street Magic's #1 free newsletter for magicians, street performers, restaurant workers, close-up

artists, and mentalists, with subscribers in over seventy countries worldwide. Learn free magic tricks online and via video.



## Hello All

Welcome to another issue of the *Magic Roadshow*. I want to first Welcome all the new readers who have joined us since the last issue. I hope you find something inside our newsletter to improve your magic..

This is sort of an abbreviated issue. Although long by other newsletter standards, it's a tad short by OUR standards. I didn't have time to personalize some of the content as I would like, but I'll make up for it in the next few weeks.

As usual, so much is going on right now that time is in short supply. As you read this, I am on my way back to Philadelphia on business. I'll be there a week and then back to the Carolinas. In all honesty, this issue was put together quicker than I would have liked. But, I decided to go ahead and publish it, knowing I could keep on schedule, rather than delay publication for over a week..

Complaints, comments, rants and raves.. [EMAIL ME](#)

I have an exclusive interview one of the greatest street magic performers of all time, *Gazzo*, that I'm trying to get transcribed in time for the next issue.. Will it make it or not.. Stay tuned..

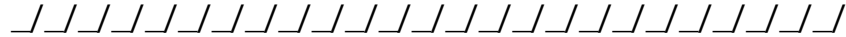
Also, I want to publicly Thank my friend, *R A Lozad* (Antonio), for a series of Great Graphics that he designed for the Magic Roadshow. The header at the top is just one of many. I will be adding more of his work to the Roadshow shortly, when I can add it properly and do his work justice..

Thanks also to my friends north of the border.. *Harvey Raft* and *David Lew* of Magication for all the great magic. I'll post a review shortly.. ( Harvey, hope you're feeling better each day..)

<http://www.magicationproducts.com>

-----  
**In This Issue:**  
-----

- *John Scarne Video*
- *Performing in Front of an Audience*
- *Magical Mistake - video*
- *Magic for All - free downloads*
- *De'vo Extreme Magic Tutorial*
- *Secret of Performing Magic Tricks for Beginners*
- *IdeaVirus - free eBook*
- *Metamorphosis - reader video's*
- *Do Card Tricks - Flourish and Cuts Tutorials*
- *Xtreme Beginner*
- *K-LOVE Cruise*
- Erdnase 'Expert at the Card Table' download



## John Scarne video

Who do you admire in the world of magic? Ask me and I'll tell you.. *John Scarne*. His book " Card Tricks" was what inspired me to be a magician. I bought it, oh.. twenty years ago, and through the years it's served me well.

It was through this book that I became familiar with the Man. Scarne's other works became the 'standard' works on subjects of gambling, cards, and dice. The government 'hired' Scarne to teach their soldiers how not to lose their money on shady games and shysters.

And now you can watch Scarne perform on a really clear print of an old video.

As part of your on-going education, you owe it to yourself to watch Scarne perform and familiarize yourself with his work. You owe it to yourself to know what made Houdini popular, what Thurston did that was different from other performers, how Dai Vernon influenced others, what separated Copperfield from other illusionists, how David Blaine, Mark Wilson, and Doug Henning influenced magic and magicians, and how Scarne established the boundaries that became the 'standards'...

I've posted the video on my blog and you can view it at:

<http://streetmagic.info/blogger.html>

-----

## Performing in Front of an Audience

Is there an upside to failure? There can be.. particularly if the audience doesn't know you failed. Being a magician gives you the opportunity to do a little side-step at the moment of so-called failure and fool the audience into believing what they just witnessed was actually a part of your act..

While you're at the blog watching the Scarne video, check out the article by David Fishman about performing onstage..

"When performing your magic in front of people or an audience it is possible to misdirect well enough to create the proper illusion, the trick might not work the way you want but the people watching will not know. You can control the audience with a wide range of techniques..."

<http://streetmagic.info/blogger.html>

=====

## Magical Mistake Video..

While on the subject of mistakes, I thought it would be a good time to toss this video out for all to see. Watch as a young gentleman performing a classic cups and balls fools everyone.. but fools no one more than he fools himself.

This is just one of those 'moments' that only a magician can appreciate. Although there is a slight chance that the video was faked, after watching it several times I don't think so..

What do YOU think?

<http://www.youtube.com/watch?v=vG3IAYduww0>

=====



Discover the **Magic Tricks** and **Secrets** of professionals in the privacy and comfort of your own home, and get a free magic ebook in the process..

<http://www.301url.com/procourse>

=====

## Magic For All - Free downloads

How about a copy of a Derren Brown ebook, an ebook detailing a Houdini Escape , the Poltergeist Spoon, the classic Self folding Bill... and much more.

These are a few of the free downloads available at Magic For All. I realize some of these are duplicates of ebooks and/or downloads that are offered by the Magic Roadshow, but this is still a site worth bookmarking if you like free magic. They also offer a number of instantly downloadable magic tricks in the three to four dollar range.

You can also get free downloads of old magic posters related to Houdini, Thurston, and other famous magicians of times past..

Plus, if you're into hypnotism, you can download a collection of 7 ebooks that provides a good basic introduction to the theories behind hypnosis..

- \* Hypnosis For Beginners
  - \* Success Secrets of Hypnotism
  - \* How to Hypnotise People
  - \* Advanced Hypnotic Technique
- plus 3 more complete ebooks

Look in the left side nav bar for the above links..

<http://www.magicforall.com>

=====

## Devo Tutorials

I'm sure most of you are familiar with De'vo and his dvd's Cradle to Grave and Xtreme Beginnerz, as well as his website <http://www.handlordz.com>

De'vo doesn't just 'cut' a deck of cards.. everything he does is a mini performance in card manipulation. He has created a couple of tutorials to give you an idea of how he performs some of his flourishes and cuts, and how you can perform the same moves.. with a little practice of course.

### False Table Cut Tutorial

This tutorial teaches De'vo's false cut. A quick flashy fun false cut - meaning it retains the deck in it's original order. Opens with Window's media player. <http://www.superhandz.com/images/falsecutwmv.wmv>

### Easy Opener/Closer Tutorial

Here's an opener used by many XCM pros! A quick and easy way to take out cards of a deck. The twist closer is a cool way to put the deck back into the box. <http://www.superhandz.com/images/openerwmv.wmv>

=====

## Secrets To Performing Magic Tricks For Beginners

By Simon Christopher

Many common magic tricks are easy to learn and only require common items such as matchboxes, cloths and coins to perform successfully. The most common tricks are playing card and coin tricks which are both a good way to practice technical and audience distraction skills.

Card tricks are one of the oldest forms of conjuring and perhaps the best introduction to learning magic tricks and performance for beginners. Whilst you can buy special card kits and find free magic tricks online, you should start out with a normal deck of playing cards and learn specific card magic techniques that don't rely on props.

Start small and practice, practice, practice

Some magic tricks can be complicated and take months to perfect the illusion of reality. As a beginner or novice it's important to start small with more simple tricks that require far less practice and patience. You'll get results faster, gain confidence and experience the rush and delight of being a magician for the first time.

The most basic magic tricks can still be impressive without requiring expert skills but it's important to practice as often as possible. The legendary Harry Houdini started by picking locks. He practiced so much that he could pick any lock with his hands tied or eyes blindfolded.

You can use simple household objects such as cloths, cups and bags as your props until you get the hang of each trick, then maybe you will want to buy more specialized equipment to amaze and amuse your friends and family all the more. In the meantime, it's important to gain confidence in your magic tricks and abilities before performing in front of friends, family or any audience as your ability to perform and direct a crowd is as vital to your success as your speed with a deck of cards.

The art of distraction and misdirection

The most exciting aspect of any magic trick is it's effect on a live audience. Whether you perform a magic show in front of a few friends and family or a crowd of hundreds, the buzz of hearing gasps of wonder and applause will keep you hooked for life.

Once you've mastered the basics and gained confidence in your technical abilities, you'll need to start thinking about your audience and how to use distraction and misdirection to take your magic skills to the next level. Many of the greatest magic shows and tricks use a combination of misdirection and theatrical performance to control the audience while the magician performs his secret moves.

You'll also need to develop your own style of performing magic tricks, not only to make your magic more entertaining, but as an additional prop that's just as important to your success as your box of tricks. Developing dexterity or slight of hand and practicing eye contact skills with your subjects are both essential skills of any proficient performer of magic.

Top 5 tips for learning magic tricks

Start simple - begin with tricks that don't require any props such as card tricks or coin tricks. Choose one trick and stick to it until you are proficient before learning another.

Practice - practice magic tricks until you are completely confident that you can make it work every time. Only then begin to perform it in front of others.

Confidence - Practice will give you confidence which is essential to convince your audience that not only is your magic trick magical but you are as well.

Attention and distraction - learn to hold the attention of your audience and control it with eye contact, humor and well practiced movements.

Performance and style - the best magicians are memorable not only because of their tricks, but because of the way they perform them. Give a thought to your appearance, your voice, your humor, your props and your location when performing a magic show.

Once you master these techniques, your magic tricks should leave the audience entertained and more importantly, mystified wanting to know more.

Copyright © Magic Trick Secrets <http://www.magic-trick-secrets.com>. All rights reserved. Discover the secrets to performing amazing magic tricks to amaze and mystify your friends.

=====

## IdeaVirus - Free download

In 2001, *Seth Godin* wrote the most successful ebook of all time. Amazon sells it for eleven bucks.. but through a special agreement, I would like for you to have it for free.. ( Yes, I have Seth's blessings..)

It's not all about making money, or building websites, or marketing, or performing magic. It's a little of everything - a hogepoge of thoughts and ideas you can use to better your life, market your magic, boost your traffic, your sales, and your skill level.

The link at the bottom of the page will take you directly to the PDF file. Bookmark it and read it... that's your next assignment..

Don't even think of ignoring this ebook because it's NOT directly related to magic. In it's own way, it IS magic..

-----  
*"Imagine for a second that you're at your business school reunion, trading lies and bragging about how successful you are and are about to become. Frank the jock talks about the dotcom company he just started. Suzie the ex-banker is now focusing her energy on rebuilding Eastern Europe. And then the group looks at you. With a wry look of amusement, you answer:*

*"Well, the future-the really big money-is in owning a farm. A small one, maybe 100 acres. I intend to invest in a tractor of course, and expect that in just a few years my husband and I can cash out and buy ourselves a nice little brownstone in the city."*

*Ludicrous, no? While owning a farm may bring tremendous lifestyle benefits, it hasn't been a ticket to wealth for, say, 200 years.*

*What about owning a factory then? Perhaps the road to riches in the new economy would be to buy yourself a hot-stamping press and start turning out steel widgets. Get the UAW to organize your small, dedicated staff of craftsmen and you're on your way to robber-baron status.*

*Most of us can agree that the big money went out of owning a factory about thirty years ago. When you've got high fixed costs and you're competing against other folks who also know how to produce both quantity and quality, unseemly profits fly right out the window.*

*Fact is, the first 100 years of our country's history were about who could build the biggest, most efficient farm. And the second century focused on the race to build factories. Welcome to the third century, folks. The third century is about ideas.*

*The holy grail for anyone who trafficks in ideas is this: to unleash an ideavirus. An idea that just sits there is worthless. But an idea that moves and grows and infects everyone it touches... that's an ideavirus.*

*In the old days, there was a limit on how many people you could feed with the corn from your farm or the widgets from your factory. But ideas not only replicate easily and well, they get more powerful and more valuable as you deliver them to more people....."*

[Click for Seth's eBook](#)

=====

## Metamorphosis - video

*Ian Baker*, a loyal reader of the Magic Roadshow, has posted a series of video's on Youtube of his magic. You can check out the classic 'Metamorphosis' here..

<http://www.youtube.com/watch?v=ajbFJzj7Rx0>

And.. watch a dozen other video's on Ian's website at:

<http://www.freewebs.com/magicandmovies/>

=====

## Do Card Tricks - Flourish and Cuts Tutorials

Here's a variety of tutorials and video's to help you perform different flourishes and cuts, courtesy of Do Card Tricks. com. Here is a discription of three of the moves featured on their site..

### *The One Handed Drop Cut*

The One Handed Drop Cut is a simple way to cut a deck of cards with one hand. This card trick is often called by the simpler name of the "one handed cut." The trick only has four steps and is very easy to learn.

### *The One Handed Lift Split Cut*

The One Handed Lift Split Cut is very similar to the One Handed Drop Cut with some simple changes to spice it up a bit.

### *The One Handed Twirl Cut*

The One Handed Twirl Cut is a really neat looking card trick. It is performed by twirling or twisting half of the deck of cards around and to the back of the other half.

All the tutorials and video's are free for DoCardTricks visitors with no obligation to sign up or commit to anything.

I like free magic without commitment...

<http://www.docardtricks.com/archives/category/card-tricks/>

=====

## Xtreme Beginner

OK, now that you've been to DoCardTricks and learned a few flourishes, let me introduce you to the card workers bible of card flourishes You don't have to take my word for it.. click the link and watch the video to get an idea of what I'm talking about..

Keep in mind that with a normal amount of practice this 2-dvd set will make you look like a total pro with a deck of cards.

"The enormous, Power-packed Xtreme Beginnerz DVD Set receives Ellusionist?s ultimate approval for fast learning. You will learn like never before."

"TAUGHT BY TOP OF THE FIELD MASTERS OF THE ART, FOR BEGINNER AND INTERMEDIATE LEARNERS

Featuring a host of world renowned masters of the art of xtreme card manipulation (XCM), the package contains an inferno of content, wrapped in broadcast quality footage and produced by Ulmen Master Devo vom Schattenreich."

"The super-packed set also features superstars Greg Irwin, Daryl, and Jeff McBride and stars Devo himself, and Jerry Cestkowski (author of Encyclopedia of Playing Card Flourishes)."

I recently purchased this complete DVD set, and I'll offer up a review as soon as I can get all the material comprehended and my thought's on paper... In the meantime, visit Ellusionist and get your own copy.

Maybe one of you will volunteer to write the review for me ???

<http://www.ellusionist.com/cart/?aid=827>

=====

## K-LOVE Cruise

Long time reader, magician, and Roadshow friend Earl Long and his wife Kimberly have been chosen to perform on the K-Loves Friends and Family Music Cruise next January 28th. Join Earl and MercyMe, Jeremy Camp, Superchic[k], Jeremy Riddle, Big Daddy Weave, Salvador, Backstreet Boy Brian Littrell, Bebo Norman, Natalie Grant, Sanctus Real, Jaci Velasquez, , Shane and Shane, Starfield, Stellar Kart, and more.

Aside from the music, you can enjoy four nights and five days aboard a first-class cruise ship, with massages at the spa, kayaking excursion in Key West, a swim with the dolphins in Cozumel..

There's too much going on for me to do it all justice.. and readers who book now will save BIG bux..

Check it out..

<http://www.premierchristiancruises.com/klove-08/index.htm>

=====

## Erdnases' Expert at the Card Table - Download

If you're a new subscriber, you can download your free version of Erdnases' classic ebook at this link..

<http://www.301url.com/erdnase>

If you have a problem, let me know and I will send you the ebook as an attachment..

=====

Thanks for being a friend of the **Magic Roadshow!** I'll see you in two weeks..

Questions, comments, rants or raves...



[EMAIL ME](#)

-----

To watch high quality sample video's from our favorite teaching web site  
CardTricks1..

<http://www.301url.com/cardsleights>

-----

Remember to visit some of my other sites at:

<http://www.StreetMagic.info>

<http://www.MagicRoadshow.com>

<http://www.Mentalists.info>

<http://www.StreetMagicSecrets.info>

<http://www.StreetMagic.info/blogger.html>

<http://www.MadMarketing101.com>

-----

**May my next issue find you well ..**

Rick Carruth / editor

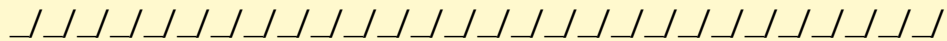
=====

**Magic Roadshow**

April 18th, 2007 Issue# 69

Rick Carruth / editor (C)2007 All rights reserved worldwide

Street Magic's #1 free newsletter for magicians, street performers, restaurant workers, close-up artists, and mentalists, with subscribers in over seventy countries worldwide. Learn free magic tricks online and via video.



## Hi All

Welcome to another issue of the **Magic Roadshow**. I have a few 'different' resources in store for you this issue, and I hope you find something that adds to your repertoire.

A huge 'WELCOME' to all the new subscribers who have signed up since our last issue. If I can assist you with your magic, let me know.

Well, I've spent two of the last three weeks in Philadelphia, and time has been a valuable commodity. If I have missed an email, I apologize. Please resend it. I hope things have smoothed out a little and I can get back into a somewhat normal routine, particularly when it comes to getting the Roadshow out on time. I've had to 'find' ten extra hours the past couple of days to get this issue on the web. Getting to bed a 5:30am has been the norm..

Questions, comments, rants, raves? [EMAIL ME](#)

I'm going to end this issue with a reply to a column written by Jamy Ian Swiss. I could have written several thousands words, but I think I covered the gist of my thoughts with a couple of paragraphs. After you've enjoyed the articles and resources, take the POP QUIZ...

GO HOKIES..

-----  
**IN THIS ISSUE**  
-----

*(01) A Conversation with Gazzo - Interview*

*(02) Card Tricks 101 - resource site*



For those of you not familiar with Mr. Scott, well, welcome to the real world. Walter was probably one of those rare gamblers who had the talent and patience to hit a game, through a variety of maneuvers, for consistent amounts - without getting caught. Those who saw his second deal and bottom deal consider him second to none..

There are a few great cardmen out there who are so good, so skilled at winning, that they know the only way to survive is to remain totally anonymous and fly through life completely under the radar..

So, it's ironic that one of most visible performers of all time was the man who found, and befriended, one of the most invisible cardmen of all time..

Check out the book at Amazon.. <http://www.301url.com/phantoms>

-----

(Q) Hello Gazzo.. and welcome to the Magic Roadshow

(A) My Pleasure..

(Q) I read somewhere recently that you were born in London..

(A) No.. I was born in Oxford actually.

(Q) How long have you been in the US?

(A) 22 years.

(Q) Are you a citizen?

(A) No, I'm a green card holder. I don't think I would want to become a citizen - I'd have to think about that. The British passport is still a strong commodity - the US not as much. I can go anywhere I want on it, but right now I'm fond of America.

(Q) Where do you live in the states?

(A) I'm in Vegas..

(Q) Who were your influences - early influences.?

(A) Good question. I'd have to say Ken Brook, Bob Reid, and Fred Kaps.

(Q) Why street magic as opposed to other branches of magic?

(A) There were a select group of performers in and around London. When I first went out I was intimidated. So, I got a job with a drainage company, just so I could pay the bills. Then I went back out after awhile and I eventually went to street magic as a career.

(Q) Have you ever done stage magic?

(A) I've done everything at one time or the other, but street magic was my forte. You can do it anywhere and the crowd is always changing, and you perform for all likes of people - rich, poor, and alike.

(Q) What about comedy clubs?

(A) Oh yeah. I did that for a couple of years. But it's a captive audience and comedians have a niche and it's a picky atmosphere. I enjoyed comedy clubs, but it just wasn't something I wanted to pursue as a career.

(Q) I wondered about the clubs and the smoke and alcohol - and whether it was difficult to get and keep their attention..

(A) I think I'm a pretty good performer and I seem to get the same reaction to whatever venue I work in; conventions, corporate gigs, private parties, festivals, outdoor events.. I'm doing a lot of stand-up style of magic.. magic and comedy. That's why I've moved to Vegas. I love that style of magic.

(Q) Have you performed at any of the casino's since you've moved to Vegas?

(A) I haven't yet. I haven't performed much for three months, and I'm dying to get keyed up. It just hasn't happened yet.

(Q) When I think of Gazzo, I think of Cups and Balls. I did an interview awhile back with Michael Finney...

(A) I'm a big fan...

(Q) And Michael said he could probably take his specialty, Professors Nightmare, and make a living..

(A) I'm sure.. He's probably the best working pro out there.. He's an entertainer. The cups and balls have been my ultimate trick, my favorite, for so long. I can do it with my eyes closed now. Cups and Balls is one of the classics for a reason. Just like the tossed-out deck and the egg bag, Chinese sticks, and linking rings. Kids need to learn to stick with some of the classics and learn to perform them well.

(Q) I know many young performers are into extreme magic - but they can't make a living with it..

(A) A paying audience isn't so much interested in that stuff, that's why I'm sort of unique - I won't go into that stuff. I'm an entertainer, and I use magic to entertain.

(Q) What about busking? Did you make real money busking?

(A) I always made money busking. I made a living with it for maybe thirty years..

(Q) And what about cruise ships? You've done them in the past..

(A) I didn't like them - the audience is somewhat pretentious on cruise ships, you know, and they didn't like me and I didn't like them. So you have to be - I don't want to cut the industry down - but I just didn't fit in. I might even go back to it if I don't get the work I want in Vegas. It's a select group, and performers working cruise ships don't get work on land. You'll find yourself in Australia maybe, with no work. So you get buried in it basically.. (working cruise ships only)

(Q) Everyone knows your status as an entertainer and a magician. So - what pushed you to take the time and make the effort to find Walter Scott, the rumored king of the second deal?

(A) My life has gone in flows, and that's the way it worked out. That was the road, or the chapter, that I found myself on. I was big into cards, probably one of the best in the world in my day.

(Q) I'm familiar with your second deal and Walter Scott's second deal - and your desire to compare..

(A) Oh yeah.. but I don't do that any more. I can't. I had a stroke about ten years ago and I can't perform that branch of manipulation. I miss it, playing with the big boys and all, you know, but I can't..

(Q) Your book, **Phantoms of the Card Table**, how long a process was it.. putting it all together?

(A) It was a life-long process. Not my whole life, but a fifteen or twenty year process, trying to piece together the work. And I'm very proud of that.. Of course, I put the book together with my partner.. I didn't actually write it.. David Britland, a wonderful writer - always has been - put it into a flowing form, a flowing book. I got all the material together. We put everything together and

then sold it to the publisher and they edited it. They also designed the cover and what not, and David and I didn't have a lot to say about it. But again, I'm very proud of it, and it's a great book. The only thing I'm sorry about is that I wasn't able to give Walter a copy of the book before he died. He would have been very pleased, and I really went to lengths to build him up. He was a tremendous man and I loved his work..

(Q) Well Gazzo, the world knows Walter because of you. He seemed content to live his life in solitude, without great recognition..

(A) Walter lived his life the way he wanted. Thankfully, I got the story.

(Q) I understand you're now associated with Penguin Magic...

(A) I am associated with Penguin. I think they're a great company, great guys. They've caught some flack in the past because they associated themselves with a couple of people who promoted knock-off's. Now, they've turned everything completely around. I see you've got a copy of 'Read Between the Lines'..

(Q) I do.. and I love it. So much comedy..

(A) Penguin has the rights to that now as well..

(Q) Are they going to repackage it?

(A) I think they may combine a couple of my books into one and call it 'The Ringer'. That's their perogative to do that.. And I'm proud to be associated with Penguin and I hope they do well with my material..

(Q) I know some of your other works include 'The Overhand Shuffle', 'Top Palm', and ' Top Change'.

(A) Penguin is going to re-shoot everything I've done. I think I'm a very good teacher, very knowledgable, and I think a lot of the kids out there today have overlooked the basics, and lean more toward the flashy stuff instead of the traditional, and I'm going to try to get them hooked on the traditional stuff again. There's nothing better than handling a deck of cards properly.

(Q) I know many magician's who can perform magic, but can't entertain.. You're a rare breed..

(A) Thank you..

(Q) And 'Thank You', Gazzo, for sharing your thoughts with my readers..

-----

On a side note.. if you want to master the cups and balls, no one can entertain with this classic of magic like Gazzo. I watch with amazement recently as he performed an impromptu 40 minute cups and balls routine that had the audience in stitches.. Check out the video..

<http://www.penguinmagic.com/gazzo.php>

=====

## Card Tricks 101

Gary McCaffrey has just opened the doors to a brand new online magic community. Unlike most magic 'communities', you're not required to buy anything or jump through hoops, other than providing your email address so you can receive you sign-in info.

The 'basic' level gives you access to a number of levels within the site. By recommending a couple of your friends, you gain access to other levels and get download rights to several classic books of magic.. Anyone can download 'Expert at the Card Table', regardless of your level..

- \* Magic tutorial videos
- \* Ever expanding library of tricks
- \* Classic magic books & effects
- \* In depth product reviews & recommendations
- \* Exclusive articles & performance tips
- \* Access to the private community & forums

<http://www.301url.com/cardtricks101>

(Thanks to moderator Phillip Martin for the heads up..)

=====



## 100 Ways to Win a Ten Spot

The UK's Paul Zenon is one of Europe's most successful comedy magicians, having made hundreds of TV appearances and performed in over thirty countries. But, magic hasn't always been first and foremost on his mind. After years of hanging out with a rogues gallery of con men, shysters, petty crooks, and frauds, Paul decided to tip the rest of us to their sneaky ways.

Thus, '*100 Ways to Win a Ten Spot - Scams, Cons, and Games You Can't Lose*' was born..

There are tricks and scams with matches, bottles, coins, cards, body parts, billiard balls, and ties - to cover a few. Most of these effects are so simple even yours truly found himself pulling a con or two on his unsuspecting wife. Yeah.. I know that's cheap, and I know she will probably never pay me twenty bucks she lost fair and square, but the laughter was priceless..

I can honestly say I found several gems in Paul's book, which is a rarity these days. I've been a student of the scam for many years, since I lost a precious fifteen dollars at the county fair when I was 18 years old. I've read many a book on bar bets and scams, and studied the 'con' both as a hobbyist and a professional. As I've mentioned before, it's the 'psychology' of the con that interest me, and 100 Ways to Win a Ten Spot is full of interesting 'psychology'.

Don't simply take my word for it.. here's number 28, a nice little con called '**Match Point**'.

-----

*The Hook - There's nothing like a friendly after-dinner game to sort out who should pay the check. And that's what this is; nothing like a friendly game.*

*You take out a box of matches, which you just happen to have with you, and tip the contents into an ashtray. The game is simple. You and the fall guy each take a number of matches from the ashtray alternately. Whoever takes the last match is the winner. The loser buys lunch.*

*There is only one rule: each time you reach into the ashtray ou can only take up to three matches. One, two, or three, that's it. But because the sucker hasn't played this game before, you give him the advantage of taking the first turn - you're a charitable kind of guy.*

*He reaches in and takes some matches. You do the same. And you continue this until one of you wins the game by taking the last match from the ashtray. Naturally, it will be you.*

*The Catch - The game is rigged from the start. You know exactly how many matches are in the matchbox. It doesn't have to be any precise number though, as long as it is divisible by four. I find that thirty-two or thirty-six matches makes for a good game.*

*Let the sucker take the first turn and watch how many matches he takes. Then, when you take your turn, take enough matches to make his number up to four. For example, if he takes one match, you take three. If he takes two matches, you also take two. Every time he takes matches you take enough to make it up to the magical number of four.*

*If you are mathematically minded, you can probably see where this is leading. At the end of the game there will be four matches left in the ashtray, but since he can only take up to three matches, it leaves you with the last one. And it leaves him with the lunch bill.*

*Incidentally, there's an additional twist on this. Start by demonstrating the game, telling him that the object is for each of you to remove up to three matches at a time. Once he understands that, ask him whether he would like to take the first or second turn. If he chooses to go first, you announce that whoever takes the last match is the winner. If he chooses to go second, tell him whoever takes the last match is the loser. Either way, using the same principle as above, you can always maneuver him into a losing position...*

-----

You can get your own copy of Paul's entertaining book really cheap from:

Laura Di Giovine , Publicist ,  
**Independent Publishers Group**  
814 N. Franklin Street  
Chicago, IL 60610  
312.337.0747 ext. 282  
<http://www.ipgbook.com>

=====

David Copperfield TV Specials

No one can argue the importance of David Copperfield. Aside from being one of

the richest performers in the world, in any genre, David is classic magic..

No David doesn't do 'Street Magic' - Thank goodness. No one needs to reinvent David Blaine's idea. David does stage magic.. big time. Illusions and Copperfield are linked like siamese twins, and his specials are a part of magic history. The once-a-year specials were anticipated with excitement by magicians of every level. Even his detractors had to watch, as much out of jealousy as anything else.

If you didn't have the early shows recorded on your betamax, (doesn't that bring back fond memories) then you were out of luck... until now.

Google video's has provided links to a number of the early shows, including The Magic of David Copperfield One, Two, Three, and Four, as well as several others.. Each of these are 48 minutes running time, the normal recorded length of a one hour show - minus commercials..

Thanks to *Chad Sanborn* for these links..

<http://www.301url.com/copperfield2>

-----

## Keepvid - beta 1.1

Speaking of Chad Sanborn.. he also turned our SAM ([WNCSAM](#)) onto the following site. Keepvid allows you to enter the url of a video you would like to save, a YouTube video for example, and it will download it to your computer and allow you to save it in a format you can play back with their downloadable player..

I'm not going into all the specifics, you can get that from the site, but video's such as those above can be saved and re-watched upon demand.

We all know that video's on sites like **YouTube** and **Meta Cafe** are there one day.. and gone the next. I personally have had to go back through past issues of the Magic Roadshow and remove YouTube links because the vids are no longer there..

Save them -before- they disappear.. What a novel idea.

A new feature is a button you can drag and drop onto your tool bar. When you're watching a video simply click the 'keep it' button and the vid you're

watching will be saved on your computer. How easy is that?

<http://www.keepvid.com/>

=====

## Snap Change Video

So.. having trouble with the snap change are you? Here's a straight-forward little tutorial that will set you straight on the snap change and have you performing like me in no time..

Seriously, this is one of the easiest of all 'sudden changes' you can perform with a deck of cards. If you're new to card magic, or haven't used this effect in a while.. check it out.

[http://www.metacafe.com/watch/518785/the\\_snap\\_change\\_explanation/](http://www.metacafe.com/watch/518785/the_snap_change_explanation/)

=====

## Color Change Video

OK.. you've mastered the snap change and you're ready for a little additional 'flash'. I've published a video tutorial on the blog you should have a look at..

I've seen a hundred different ways to perform a color change, and this is one of the easier - with practice. It has a little something in common with the pass, except easier to hide..

<http://www.streetmagic.info/blogger.html>

While there.. check out *Lucy McDonald's* article on..

-----

## The Worlds Oldest Magic Book

*"AFTER lying almost untouched in the vaults of an Italian university for 500 years, a book on the magic arts written by Leonardo da Vinci's best friend and teacher has been translated into English for the first time.*

*The world's oldest magic text, De viribus quantitatis (On the Powers of Numbers), was penned by Luca Pacioli, a Franciscan monk who shared lodgings with da Vinci.*

*It was written in Italian by Pacioli between 1496 and 1508 and contains the first ever reference to card tricks as well as guidance on how to juggle, eat fire and make coins dance. It is also the first work to note that da Vinci was left-handed..."*

Read the rest on the blog..

<http://www.streetmagic.info/blogger.html>

=====

### What's the Fuss?

Don't let ANYONE, myself included, tell you what you NEED to do to be a successful magician. Find out for yourself..

That said.. I am a firm believer in that old saying.." *the proofs in the pudding..*". What does that mean? Well, I think it means that you can TALK about your great pudding all you want, but the truth won't come out until you take a bite..

Take a bite..

[~ GetProMagic ~](#)

=====

## The Magic Historian

Designed much like **Wikipedia**, the Magic Historian may one day become the most important magic related site on the web. It has the potential. Now, all it needs is for people like us to go there, sign up, and contribute. Of course, you don't have to contribute to enjoy the content.

I look forward to the day when I can go to this site and research an article or effect.. I've taken the liberty of taking several lines directly from the site to help explain it's purpose. They explain everything much better than my meager words..

*"Magic Historian is a community based history reference. Based on the wiki framework, anyone can contribute or edit articles.*

*Together, magicians from around the world are constructing a comprehensive internet-based history of magic that will allow students of the art to more easily research effects, find proper credits, and learn about the magic and magicians of the past and present. With your help we'll be able to create a site where magicians and historians can find useful and accurate information on any magic related name, word, trick, or effect.*

*Please help us by contributing your knowledge. It's fun! "*

I'm going to begin publishing links to Magic Historian, au gratis, because I believe in it's intent. If it grows up, as I expect it will, it will surely benefit all of us..

[http://www.magichistorian.com/wiki/index.php/Main\\_Page](http://www.magichistorian.com/wiki/index.php/Main_Page)

=====

## Derren Brown Russian Scam Explanation

I know many of you have seen the Derren Brown Russian Scam video in which he approaches a man on the street, stops him and asks for directions, and in the process asks the gentleman for his wallet - and gets it..

The NLP techniques that Derren uses have been discussed at lengths across the web. Some folks swear by it, and others only swear at it.. You can see the original video here..

<http://www.youtube.com/watch?v=hwthqRJ1Khg&mode=related&search=>

And, you can watch and listen to one viewers explanation and theory here..

<http://www.youtube.com/watch?v=ybmOIQRuaYM>

Interesting...

=====

## Erdnases' Expert at the Card Table - Download

You can download your free version of Erdnases' classic ebook at this link..

<http://www.301url.com/erdnase>

If you have a problem, let me know and I will send you the ebook as an ..

=====

## POP QUIZ - My reply to Mr. Swiss

As my mother would say - "If you can't say something good about someone, then don't say anything at all"

<http://www.antinomymagic.com/swiss.htm>

Jamy Swiss recently launched into a diatribe condemning Street Magic and almost anyone associated with Street Magic - the one exception being David Blaine. Sort of like condemning the telephone and Ma Bell, but patting Alexander Graham Bell on the back.. I couldn't resist a reply.....

In reply, Mr. Swiss, street magic HAS a venue. In the past, performers

performed at indoor venues, and waited on the public to come to them. David Blaine didn't wait. He took his magic to them. The 'Street' is a very generic term for someplace 'outside', someplace beyond the typical indoor venue of the past.

Street Magic is an attitude, and street magic will find its way through the haze. Just as skateboarders, for example, monetized their sport, so will street magic find a way to monetize it's performance.

The 'problem' with Mr. Swiss and his theories is that he assumes everyone who enjoys street magic is set on making a living with it's performance. How many golfers 'make a living' with their sport. 98% are content with the enjoyment they get from it, and actually have a life outside their sport.

Magic is changing, and there's not a darn thing Jamy or I either one can do about it. What will it look like once it's morphed? Who knows..

All I do know is that, and I say this with all due respect, if Mr. Swiss had his way we would all be listening to classical music. And as wonderful as classical music can be, we would have deprived ourselves of the diversity of the Beatles, Eric Clapton, the Stones, Jimi Hendrix, George Clinton, Sugarhill Gang, Nirvana, Metallica, the Orb, Hank Williams, Robbie Williams, Buddy Guy, hair bands, garage bands, grunge bands, hip hop, glam rockers, electronica, and adult alternative, to name a few..

I love the classics of magic, just as I love jazz, electronica, and the blues. I don't listen to Garth Brooks, Elvis, Elvis Costello, Sir Elton, or Pink.. but you'll NOT find me insulting them, either as performers or individuals. I respect their abilities as performers and admire their desire to follow their own individual paths to success..

*"We don't like their sound. Groups of guitars are on the way out."*  
- Decca Records Rejecting the Beatles, in 1962

And regardless of what you think of Brad Christian as an individual or a performer.. please show him, and the many who buy his products, a little respect... Attacking Mr. Christian personally was an extremely classless act..

Everyone should keep in mind - The back you climb upon on your way to the top is connected to the ass you may have to kiss on your way down..

And as for whether or not 'Street Magic' existed before David Blaine, let me quote someone who actually knows something about Street Magic, Gazzo, in this issues interview...

"When I first went out I was intimidated. So, I got a job with a drainage



company, just so I could pay the bills. Then I went back out after a while and I eventually went to street magic as a career. I've done everything at one time or the other, but street magic was my forte. You can do it anywhere and the crowd is always changing, and you perform for all likes of people - rich, poor, and alike."

Now.. on to *Wikipedia*.

**R.Carruth**

=====

Thanks for being a friend of the **Magic Roadshow**! I'll see you in two weeks..

Questions, comments, rants or raves...

[EMAIL ME](#)

-----

To watch high quality sample video's from our favorite teaching web site CardTricks1..

<http://www.301url.com/cardsleights>

-----

Remember to visit some of my other sites at:

<http://www.StreetMagic.info>

<http://www.MagicRoadshow.com>

<http://www.Mentalists.info>

<http://www.StreetMagicSecrets.info>

<http://www.StreetMagic.info/blogger.html>

-----

*"May my next issue find you well ."*

Rick Carruth / editor

Professor of Conjuring - Camelard College of Conjuring of Chemmis, Egypt

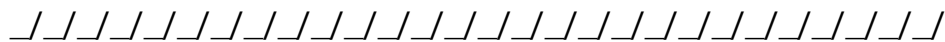
=====

# Magic Roadshow

May 2nd, 2007 Issue # 70

Rick Carruth / editor (C)2007 All Rights Reserved Worldwide

Street Magic's #1 free newsletter for magicians, street performers, restaurant workers, close-up artists, and mentalists, with subscribers in over seventy countries worldwide.



## Hi All

Welcome to another issue of the **Magic Roadshow**, a publication of *StreetMagic.info*, Google's #1 Street Magic site in the World.

Now that I've succeeded in patting myself on the back, we can get on with the Really Important stuff, like saying "*WELCOME*" to all the subscribers who have signed up since the last issue. Subscribers are the Heart and Soul of the Roadshow, because without you there wouldn't BE a Roadshow. I hope each of you, new and old, find something you can take from this issue to make your magical journey more rewarding..

*Comments, Suggestions, Criticisms, Rants and Raves ... [EMAIL ME](#)*

It's been another busy week in my corner of the world. So much to do.. so little time. Starting tomorrow, the little wife and I are headed to Myrtle Beach for a few days. She wants to lay in the sun and I want to visit my friends at four great magic shops in the area.

I was in Myrtle Beach last week on business and managed to find time to stop and see *Mr. Jim Lee* and *Mr. McTaggart* at their shop in the huge indoor Myrtle Beach Flea Market, and *Ron Conley* at his great shop at Barefoot Landing. It's always a treat for me, as I don't have a magic shop in my immediate area..

I have a special treat for you guys and ladies this week. I've managed to gain access to about seven hours of Derren Brown video, via Google. For those of us who don't live in the UK, this should prove to be quite rewarding. I realize not all of us are 'mentalists', but that's OK.. I honestly think there is much to be learned that has the potential to add to your magic repertoire, regardless of your field.

Don't watch the video's thinking of Derren as an illusionists or a mentalists. Watch thinking of him as a former magician who is now a successful 'entertainer', much like David Blaine.

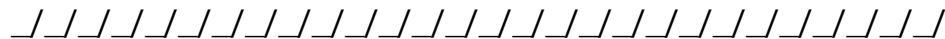
Let's get on with it..

-----  
**In This Issue**  
-----

- (01) Derren Brown - 7 Hours of Video*
- (02) Simon Singh - A different perspective*
- (03) Smoking Fingers - Video*
- (04) Bill Switch - Video*
- (05) Aldo Colombini - Unique Marketing Idea*
- (06) Criss Angel's New Book*
- (07) How To Shuffle - Picture Tutorial*
- (08) Card Superstitions - Having a run of (bad) Luck?*
- (09) Magic Gopher - Online effect*
- (10) The Rules of Magic - Lucas Da Silva*

*"One man's "magic" is another man's engineering. "Supernatural" is a null word."*

Robert A. Heinlein (American science-fiction Writer, 1907-1988)



## Derren Brown - 7 Hours of Video

Derren Brown, love him or hate him, is one of the top magic-related performers in the world. Regardless of your opinion of Derren and his various stunts, performances, and demonstrations.. he has solidly carved a niche for his work

in Great Britain and very soon will probably do the same in the United States.. More on this later..

Although many would classify his performances as psychological illusions, if you take a CLOSE look at many of his effects you can clearly see the 'magic' influences at work. In fact, I personally feel that Derren is much closer related to a stage magician than a mentalist-hypnotist, based on the actual techniques he uses to achieve many of his effects.

Regardless of the techniques used, the question is.. how entertaining is his work? You must look at a performers popularity to help determine whether or not he is successful. Same holds true for David Blaine and Criss Angel. You may not agree with some of their techniques, but it's hard to ignore their influence.

Derren Brown IS going to influence a large number of performers for years to come. He has created what one might call 'a new wind '.. and the key is to remember is that, although we can't change the wind, we can certainly adjust our sails..

-----

*"Talent hits a target no one else can hit; Genius hits a target no one else can see."*

-Arthur Schopenhauer

*"Different is not necessarily better but better is always different."*

-Hugh Lendrum

-----

Born in Croydon, South London, on February 27th, 1971, Derren began his career as a magician, in the classical sense, around 1994, and within a few short years turned his interest to hypnosis, performing under the stage name of Darren V. Brown.

Wikipedia reports that a friendship with famous mentalist Ian Roland led Derren to pursue his particular style of psychological illusion / mentalism / mind control. In a relatively short time he was offered the chance to record the first of many TV shows and specials.. "Mind Control"..

Rather than trying to re-write this large section of text relating to Derren and his performances, I'm going to paraphrase from a very detailed entry in Wikipedia ( <http://www.wikipedia.com> ) under a 'Derren Brown'search..

-----

Simon Singh argues that many of Brown's routines are standard magic tricks, and that no suggestion, hypnosis or other 'mind control' techniques are actually used in his performances, and has criticised him for making the viewer believe otherwise.

By Derren's own admission, he uses "magic, suggestion, psychology, misdirection and showmanship". On Brown's television and live shows he often appears to show the audience how a particular effect was used - often by placing words or pictures into a subject's mind with subliminal gestures or language. Singh's suggestion is that it is these explanations which are at the very heart of Brown's misdirection, that, by making the audience feel it knows how the trick is being achieved, he is able to hide the true methods by which the magical effects are created."

Some of Derren's mentalistic tricks are variations on classic tricks. In an episode of the Trick of the Mind television series Brown performed one of his personal innovations; a spectator piled pictures of people into two piles, after which Brown showed that the two piles had been separated into pictures of dead and alive people, respectively. This technique is simply a variation of the classic card trick invented by Paul Curry called 'Out of This World', where the spectator unknowingly separates a deck of cards into red and black piles. Derren hinted to this at the end of the routine by thanking his spectator with the phrase: "That was out of this world".

Brown carefully claims that no actors or stooges are used in filming, although there are many who have serious doubts. Either way, this is one point that would be extremely difficult to prove one way or the other.

In Derren's book 'Tricks of the Mind', he writes 'I am often dishonest in my techniques, but always honest about my dishonesty. As I say in each show, "I mix magic, suggestion, psychology, misdirection and showmanship". I happily admit cheating, as it's all part of the game. I hope some of the fun for the viewer comes from not knowing what's real and what isn't. I am an entertainer first and foremost, and I am careful not to cross any moral line that would take me into manipulating people's real-life decisions or belief systems'.

Others accuse Brown of unfairly claiming to use NLP, a hypnotic technique, whenever he performs. In reply Derren writes "The truth is I have never mentioned it".

Beginning on July 25, 2007, the US based Sci Fi Channel will show six one hour episodes of a series with the working title "The Derren Brown Project". We do not know much about the content of the shows, other than journalists in New York at the press announcement were shown preview clips of Brown "manipulating human behavior". Sci Fi's own press release describes the show

as an "original US produced version", which doesn't answer the question of whether the show will feature new or re-edited material.

-----

I've secured Google Video links to numerous Derren Brown productions, thanks entirely to my friend **Steve** ( howdoidisconnect ), who was gracious enough to share these links with you and I.

They are in no particular order, and represent a good cross-section of Derren's work not normally available in the US... Many of these videos are almost an hour long, so I would bookmark each one and watch them at your pleasure..

- Enjoy -

-----

Derren Brown 2

<http://video.google.com/videoplay?docid=7682449756678501045&hl=en>

Russian roulette

<http://video.google.com/videoplay?docid=5633486654143498106&hl=en>

Seance

<http://video.google.com/videoplay?docid=697598565731532025&hl=en>

The Heist

<http://video.google.com/videoplay?docid=6391870070680580544&hl=en>

Messiah

<http://video.google.com/videoplay?docid=-1258592542461516992&hl=en>

Something Wicked This Way Comes

<http://video.google.com/videoplay?docid=-1402638741983898688&hl=en>

Winning at Blackjack

[http://digg.com/videos/educational/Derren\\_Brown\\_Winning\\_at\\_Blackjack\\_Memory\\_Trick\\_Explained](http://digg.com/videos/educational/Derren_Brown_Winning_at_Blackjack_Memory_Trick_Explained)

=====

Simon Singh - A different perspective

Notice the name 'Simon Singh' in the above article about Derren Brown? I suppose if Derren has a true nemesis, it's Simon..

As a writer for the UK's Daily Telegraph, Simon published an interesting article related to Derren and his magic called " Spectacular Psychology or Silly Psycho-babble?"

*"Derren Brown is one of the biggest TV sensations of the year, and now he is bringing his amazing mind control to the West End. But is he a genius of psychology or merely a skilled magician?"*

Read both articles to get a different perspective of Derren Brown. I am presenting these articles so I can retain my claim of being "fair and balanced", just like FOX News ...

[http://www.simonsingh.com/Derren\\_Brown\\_Article.html](http://www.simonsingh.com/Derren_Brown_Article.html)

Derren Brown Q&A

[http://www.simonsingh.com/Derren\\_FAQ.html](http://www.simonsingh.com/Derren_FAQ.html)

=====

## Smoking Fingers - Video

Here's an interesting video that demonstrates how you can make smoke appear from your fingertips. Although I've never tried it, I have read something very similar in an older magic book that detailed what the video shows.

I would like for someone to email me and let me know what degree of success you have with this technique..

<http://www.hallpass.com/media/smokingfingersrevealed.html>

=====

Bill Switch

There are many different bill switches out there, and many are very similar to what you see demonstrated here.

It's always good to watch a creditable video of a do-able bill switch, as this is one effect that I wouldn't attempt to describe in print. Some things are just better learned visually..

<http://www.hallpass.com/media/convert5to20revealed.html>

=====

## Aldo Colombini

Aside from being one of the most respected magicians performing today, Aldo Colombini is a genuinely nice guy. So nice, in fact, that he is doing something no mainstream magician has ever done before, to my knowledge..

Aldo owns the rights to his videos, dvd's, and effects. He has decided to forego the middlemen of magic and offer his fans a very unusual deal, no doubt.

You can now go to Aldo's site and purchase anything he has in stock, dvd's and all, for ten dollars each..

This is NOT an ad for Aldo. I do not get a commission. I DO get the satisfaction of introducing you to one of the truly great deals in all of magic.. I, and many other magicians, will be very interested in finding out how Aldo's 'experiment' works out. If he's successful, look for a number of other renown magicians to follow suit..

<http://www.wildcolombini.com/>

=====

## Criss Angel's New Book - MINDFREAKS

Well, the cat's out of the bag. Criss Angel has finally revealed all his secrets.

OK, maybe not.. But he did released his new book ' MINDFREAKS - Secret



Revelations' this past week, and his fans are clamoring for it.

Honestly, I can't say that I'll buy a copy.. but then again the last magic-related biography I bought was of Harry Houdini, at a used book sale for Friends of the Library..

I'm not making a recommendation one way or the other, as I said, I haven't read it.. But I will make a link to Amazon available to anyone who wants to check it out..

To quote from the publisher:

"This first ever memoir by Criss Angel is a look into Criss' thoughts, dreams, imagination and deep devotion to his craft and the pursuit of perfections, in all he's done and continues to do.

The book traces his history, starting with his life growing up in Long Island, New York and following his path of hard work and encouragement from his parents to reach his current success in the world of mysticism."

Some of the highlights include:

- Criss revealing the secrets his 40 favorite amazing MINDFREAKS (close-up magic)..
- A behind-the-scenes look at what goes into his performances on television, stage, and in public amongst thousands of on-looking spectators.
- Detailed descriptions of how he imagined and created some of his groundbreaking shows.
- Criss uncensored opinions of his fellow magicians and their place in the current climate of entertainment.
- Ideas for illusions and demonstrations that are currently being researched and developed.
- Personal, unique twists Criss adds to each demonstration to impart his signature essence.

=====

How to Shuffle - Tutorial

You can't be a competent magician without the ability to shuffle. Most effects begin with a deck being shuffled, and the first impression you give your spectator/audience is one of whether or not you look 'comfortable' with a deck of cards. A special Thanks to *Tim Ryerson* for putting together this tutorial..

This tutorial is very thorough and doesn't require any complex graphics to view..

*The Overhand Shuffle -*

*This is the shuffle used by most people. A good simple, lazy, sloppy shuffle.*

*The Hindu Shuffle -*

*A simple, quick and very elegant shuffle. One of my personal favourites.*

*The Weave Shuffle -*

*A very simple shuffle to perform and for those yet to master the riffle shuffle.*

*The Riffle Shuffle -*

*This is a great way to shuffle cards and not as difficult as it looks.*

*The Table Riffle Shuffle -*

*This is easier than the in the hands riffle shuffle, yet just as effective and elegant.*

*The Strip Shuffle -*

*Also known as running cuts and is a great finish for the table riffle shuffle.*

Check it out at..

<http://www.pokerology.com/articles/howtoshuffle.htm>

=====

## Card Superstitions

Ever had a run of bad luck with the cards? Like virtually every aspect of life itself, cards are not immune from superstitions. I've listed a number of absolutely true statements that are guaranteed to change your luck at the card table... maybe..

-----

*-If you have had a run of bad cards it is said to change your luck if you lay your handkerchief flat upon your chair and sit on it.*

*-Change the run of the cards by turning your chair around three times or walk round it three times.*

*-It's good luck is to blow through the cards when they are being shuffled.*

*-The luckiest seat in the game is the one which faces the door; the most unlucky one is that which has its back to the fire-place.*

*-When cutting the cards, if you turn up a deuce of any suit, it's good luck.*

*-If two packs of cards are used and you are asked with which you wish to deal, always choose the one farthest away from you.*

*-The most unlucky card to hold in one's hand is the four of clubs.*

*-When changing seats at the table you should always move in a clockwise direction; that is, from right to left.*

*-Never pick up your cards with your left hand, or one card at a time.*

*-It is very unlucky to sit cross-legged when playing cards.*

*-If your partner should lose a game or a trick, never say "Bad luck", or your luck will not change.*

*-Having a dog in the room while playing cards is said to cause disputes.*

*-Friday is a bad day for card playing, while any thirteenth day of the month is considered unlucky.*

*-Playing cards on a table without a table-cloth is unlucky.*

*-If you lend money during play you will lose; If you borrow money during play, you will win.*

*-A sure-fire way to make someone win at cards is to stick a pin in their coat.*

*-Dropping a card on the floor while playing is a bad sign.*

*-If you sing while playing cards - your side will lose.*

*-Don't play at a table with a cross-eyed man whether he is your partner or opponent; you will lose.*

"So, if you're sitting cross-legged in a chair backing to a fire place, singing a little song as you hold a four of clubs on a Friday, and a cross-eyed man with a pin in his coat and a dog at his side wants to borrow some money from you, a situation that has happened to me many times, politely get up from the table and find yourself another game... IMHO" Editor

=====

## VodaHost

Yes, I've done my fair share of marketing, and No, I'm not going to turn this newsletter into a marketing rag.. But, some things really ARE useful to some magicians. I've had some truly poor experiences with hosting companies that support my various web sites. Working hard to get your site up and indexed in the search engines, and then having to take it down and move it to a new server, which will cost you dearly with the search engines, can be a disheartening task..

The only solution is to begin your adventure by hosting your site(s) on a first-class server from day one..

If you're like me, it has to be really affordable. And it has to have the ability to allow me to host numerous web sites on the same account without any additional expenses. And it has to have ALL the features you would expect, and then some..

There are only three web hosting companies in the world I would recommend to my friends and family. Feature-wise, this is number one..

<http://www.301url.com/vodahost>

=====

## Magic Gopher

Thanks to my friend, *Jim Canaday* ( <http://mysite.verizon.net/jhcanaday/> ) for the link to this magic site. I always enjoy the sites that feature interactive flash magic, particularly if they're well done..

Many of us have seen sites that are similar or feature a similar effect, but that doesn't take away from the work that was put into this one..

<http://www.learnenglish.org.uk/games/magic-gopher-central.swf>

=====

## The Rules Of Magic

By Lucas Da Silva

Magic is all about performance and creativity, so the rules of magic are extremely limited. But having said that, it's vital that you follow the rules that do exist, as they're designed to maintain the mystery and credibility of magic.

Break one of the four rules that follow and you'll waste the hours of practice that you've put in to perfect the tricks that you perform. Oh yes, hours of practice are required to make magic tricks look convincing. That's the fourth rule of magic, but we'll come to that in a moment.

### *1) A Magician Never Reveals How A Trick Is Done*

If you do a trick well, people will ask you how you did it. It's guaranteed. But a magician never tells, because the moment someone knows how a trick is done, the mystery vanishes.

So resist the temptation to spill the beans. If necessary, perform another trick to take the pressure off, because the moment people know your secret, the time you took to learn the trick is effectively wasted.

There is of course one exception to the rule.

If you know someone who is genuinely interested in performing magic, and you can trust them not to spread the secret, give them all the encouragement that they need.

After all, new generations of magicians need to learn otherwise the secret of

magic would die out.

## *2) Find The Right Audience*

Your magic will have the greatest effect when you find the right audience. If people aren't in the right frame of mind your efforts will be lost on them. So don't just accost people at random and start showing them card tricks.

The best situation is when people ask you to show them some magic.

And once you find the right audience, don't hit them with trick after trick after trick. If you do that, they'll lose interest and the magical effect will be lost.

It's a fundamental rule of showbusiness - Always leave your audience wanting more. That's what creates part of the mystery that surrounds magicians. It's just a case of learning when to stop, as some people have more of an appetite for magic than others.

## *3) Quality Is Far More Important Than Quantity*

Who cares whether you can do 100 or 200 tricks! Most people aren't ever likely to see you performing more than handful of different tricks.

So focus on a few of your favorite tricks and learn them to perfection.

Think about it. Would you rather see an amazing trick performed perfectly or a string of average tricks?

Just remember - A trick that isn't perfect isn't magic.

## *4) Practice, Practice, Practice*

You've just learnt a new trick and you're keen to see what type of reaction it creates.

But if you really want to amaze people with your magic, don't even think about showing anyone until you can perform it perfectly every time.

And that means hours and hours of practice!

In fact some of the more complex, and therefore more spectacular tricks, might take weeks or even months of practice to get right.

And once a trick is perfect, practice some more.

Let's face it, if you perform a trick before you're ready, people will see through

it and you'll compromise all the hours that you've already spent learning how to do it.

So remain patient and keep practicing. And when you finally pull the wraps off your latest trick it will be worthy of the name, magic.

**Lucas Da Silva** runs SuperMagicTricks.com. For free information on a wide range of amazing magic tricks, visit <http://www.SuperMagicTricks.com>.

=====

Sometime in the next week or so I'm going to make it really easy for you to contribute to the Roadshow, and in the progress, I'm going to make it worth your while.. More later..

Thanks for being a friend of the **Magic Roadshow!** I'll see you in two weeks..

Questions, comments, rants or raves...

[EMAIL ME](#)

-----

Remember to visit some of my other sites at:

<http://www.StreetMagic.info>

<http://www.MagicRoadshow.com>

<http://www.Mentalists.info>

<http://www.StreetMagicSecrets.info>

<http://www.StreetMagic.info/blogger.html>

<http://www.MadMarketing101.com>

-----

May my next issue find you well ..

Rick Carruth / editor

-----

