

# MAGIC ROADSHOW SPECIAL #18

Late Fall 2023

Hi y'all.. So glad to bring you another issue of the Magic Roadshow. I know.. they are a tad slow.. but so am I. Eye

problems are still affecting my time on the keyboard, and my days of spending hours at a time working on a Roadshow have been reduced to an hour or two at a time.. Sorry !!



I hope everyone is prepared for Winter. It's coming.. global warming or not. Winter makes me creative. Sitting inside in front of the fire with a semi-interesting football game on the tv, makes my mind work overtime. If yours works overtime and you should create an article or effect you want to share with Roadshow readers.. send it to me !! I love diversity.

Hope everyone had a spooky Halloween and wishing everyone a Blessed Thanksgiving. I Love the holiday seasons !

We have a broad range of topics in this issue. I hope you find something that sparks an interest in you. Don't hesitate to let me know what you think, good or bad.

\*\* (This issue runs 47 pages and 9160 words..)

Comments, requests, random thoughts...

[Rick@MagicRoadshow.com](mailto:Rick@MagicRoadshow.com)

---

## **TABLE OF CONTENTS:**

- Instant Recall Deck Memorization - Michael Boden - Tutorial
- It's Time To Believe by Michael Boden - Video Tutorial
- Psychic Compatibility Test by Michael Boden - Video Tutorial
- Parallel Worlds by Michael Boden - Video Tutorial
- On The Rise Again by Michael Boden - Video Tutorial
- A Perfect Six! - John Carey - An Effect
- The King of Hearts – Who is he ? - Paul A. Lelekis
- Tour de Forces - - Michael Breggar
- Long Distance Surprise - A Great Counting Effect - Ed Besselman
- Calendar Cards - Simple Effect That Makes YOU Look Good
- The Birthday Paradox - Statistical Phenomenon – Chris Reynolds
- Improved Mental Add It - Dr. Simon Carmel
- Hammer Blow Card - An Effect - Harold Brosious
- Prof. Hercat - A Short Bio - Christopher M. Reynolds
- Almost Self Working Any Card At Any Number - Tutorial Video
- Elmsley Count (Ghost Count) Tutorial by Juan Fernando - Tutorial
- Nice NO SETUP Self Working Card Trick - Video Tutorial
- Henry R. Evans - A Short Bio - Christopher M. Reynolds
- The Rubber Egg – An Oddity
- The Trick That Fooled Einstein - Alex Stone -Huffington Post
- About Auditioning For AMERICA'S GOT TALENT - Resource
- A Few Truths...
- Roster Of Favour People As Magicians -- Dr. Simon Carmel
- What's This Fuss About True Randomness? - Resource
- Sign Up For The Magic Roadshow.....

o0o-----<>-----o0o

George Bernard Shaw said, "People are always blaming their circumstances for what they are. I don't believe in circumstances. The people who get ahead are those who get up and look for the circumstances they want, and if they can't find them, they make them." A farmer can plant anything he wants; the land doesn't care one way or the other. Suppose he plants both wheat and poisonous hemlock. The land will return poisonous hemlock as plentifully as it does wheat. Your mind is far more fertile, but the same principle applies. It doesn't care what kind of seeds you plant; success or failure, good or evil, anxiety or peace — what you sow, your mind returns to you... " [TheEncouragingWord.org](http://TheEncouragingWord.org)

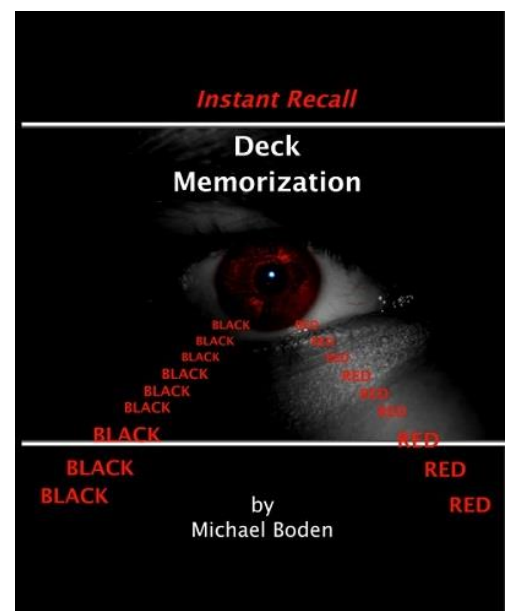
---

## Instant Recall Deck Memorization by Michael Boden - Video Tutorial

From a genuinely shuffled deck of cards you memorize the order of the colors of the cards with instant recall and total accuracy.....in less than 5 seconds.

Instant Recall Deck Memorization has been pulled from the archives of Jerry Mentzer's Card Cavalcade 2. On page 90 of Mentzer's book my effect called Deck Memorization was released to the magic fraternity.

[https://youtu.be/-A-hhpO4\\_Qk](https://youtu.be/-A-hhpO4_Qk)



## **It's Time To Believe by Michael Boden - Video Tutorial**




If you like mentalism and hypnotism then you're going to like performing It's Time To Believe. Not only do you know the exact hour the spectator is thinking of YOU ALSO PREDICT IT! See the online video! It's a FREE TUTORIAL!

You will need to enter the password to view It's Time To Believe which is: password321

<https://vimeo.com/48591757>

-----

## **Psychic Compatibility Test by Michael Boden - Video Tutorial**



Psychic Compatibility Test is the perfect answer for Valentine's Day or perhaps an upcoming Wedding Day event. See the online video!

I have simply taken the same old principle known as Paul Curry's Swindle

Switch (also referred to as Deal or Switch) and made the primary focus no longer about the numbers, but about images that have more meaning and more possible variations for presentation."

<https://vimeo.com/86114018>

---


## **Parallel Worlds by Michael Boden - Video Tutorial**

Another "Out of This World" experience that is very unique in method and is practically self working. See the online video. It's a FREE TUTORIAL!

My variations to the original effect were put into place to make the visual and mental flow (for the spectator) more seamless between the physical and verbal misdirection needed to accomplish this effect.

My variation contributions were replacing a top and bottom milk shuffle pull off with a straightforward direct count and replacing the multiple slip cuts (difficult to do with a small packet of cards) with honest straight cuts. Routine structure was also altered to maximize continuity of thought for the spectators.

You will need to enter the password to view Parallel Worlds which is: password321



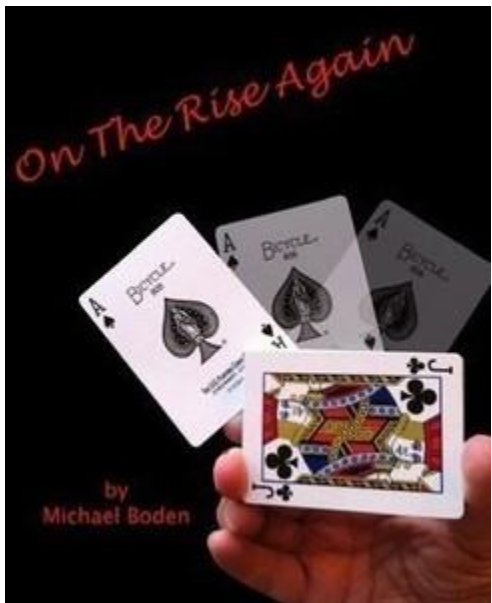
<https://vimeo.com/44101303>

-----

## **On The Rise Again by Michael Boden - Video Tutorial**

The four aces mysteriously rise out from the deck and then the deck cuts itself to find the spectator's preferred ace selection. Two great effects are both performed with one great gimmick! See the online video! It's a FREE TUTORIAL!

### On The Rise Again



- No threads
- No Loops
- No Elastics of any kind
- No Body Hookups

"On the Rise Again was inspired from a Harry Lorayne 4 ace effect that was totally impromptu in nature but was unnatural in handling for my skill level at the time.

You will need to enter the password to view On The Rise Again which is:  
password559

<https://vimeo.com/46659452>

////////////////////////////////////

## **A Perfect Six! - John Carey - An Effect**

Buy a lottery ticket with the following numbers printed on it: 11, 24, 37, 42, 8 and 17. Place the ticket inside a small envelope. In addition, you will require eighteen blank faced cards, six of which have each have one of those numbers written on or printed. The other twelve



blank faced cards each have a different lottery number on them. Place your six force numbers on top of the face-down packet and you are ready to rumble!

Bring out the envelope and your cards. Hand the envelope to one of your spectators for safe keeping, without mentioning predictions or such things. You want to create an air of mystery. "Nearly everyone I know has played the lottery at some time or another. I've yet to meet anyone though who has won the jackpot! On these cards are some of my favorite numbers I've played down the years. Some of them have a meaning to me while others are purely random. You can see there is a wide range." As you deliver this monologue, casually display some of the numbers. Turn the packet face-down.

"Let's randomize those numbers a little." Run off the top six cards singly in an overhand shuffle and then shuffle off the balance normally.

"In fact, so this is truly random, I will get a few of you guys involved and mix the numbers." As you say this, push off the top six cards of the packet casually and hand them to a person.

Push off six more and hand them to a second spectator for mixing and finally hand the remaining six cards, which of course are your force numbers to a third person. Once they have mixed their numbers take back the packets, the force packet first, followed by the other number cards going on top. Your force numbers are back on the bottom but the illusion of fairness is very convincing.

You have the option now of executing a false cut. I use the classic Jay Ose cut. You may even wish to let one of the spectators do it on themselves. "So a random group of lottery numbers has been mixed by many. Of course we only need six numbers to play the lottery." After you say this deal a left to right row of six face-down cards. Repeat this twice more, dealing again from left to right. Ask one of the group to reach over and take off the top card of each packet and then to hold them like a hand of poker, with the numbers facing them.

Direct attention to the person who has been holding the sealed envelope all along and ask them to open it and remove the contents, where they will find a lottery ticket. "Before I came here this evening, I went into a shop and bought this lottery ticket." Ask the person holding the ticket to call out the first number.

Then ask the person holding the six numbers if they see that number? They will confirm they do and you take it from them displaying that number. Then repeat the above five more times, building up the speed of the revelations, culminating in an impossible finale! Hand the lottery ticket to one of your helpers as a gift- if you feel generous!

( I first saw this in Magic New Zealand, where John writes an effect for each issue. Check it out at:

<https://www.magicnewzealand.com/> )

John Carey - <http://www.johncareymagic.co.uk/>





## **The King of Hearts – Who is he ? – and who are the Other Court Cards...??**

**Paul A. Lelekis**

I was asked to write an article by Samuel Patrick Smith (editor of The Linking Ring magazine) about the face cards, years ago, due to my frequent reference to these court cards in my patter.



The King of Hearts is often referred to as the Crazy or Suicide King because “he’s always stabbing himself in the head with a knife or sword” (this is an old line, but very funny to the lay audience).

It really seems strange to me that so many of those people who responded to Chris Wasshuber’s very cool question, came up with some very observant answers, but nobody ever seems to have

noticed some things that are very peculiar to me...or maybe they did.

- 1) The King of Hearts is the ONLY court card (of all 12!) with four arms.
- 2) The arms of King of Hearts (the one’s bearing the swords) are behind the King.

3) The arms in front of the King of Hearts have different sleeves than the arms behind the KH. This means that someone else is BEHIND the KH.

4) The King of Hearts is the only King who doesn't display his own suit on his clothing. This condition varies amongst the Queens and Jacks.

5) The King of Hearts is the only King with no mustache.

Before I embark on a historic journey, I'd like to elaborate on the physical distinctiveness of the King of Hearts from the other three Kings, the Jacks, and the Queens.

Whether or not these differences bear any significance is up to the reader to decide:

First – since all of the other eleven cards have only two arms, while the King of Hearts has four arms...someone is behind him and might be trying to murder the KH.

(Note some more exacting details of the above “anomaly” below.)

The #2 and #3 distinctions, above, may or may not have any particular significance - however they offer possible scenarios for patter with any kind of card magic one might employ. Be creative!

Each of the twelve court cards apparently represented distinctively different personalities to medieval people.

The Kings have been assigned various roles of important men in the past and the Queens have represented different women of power.

For the moment – let me diverge:

The Jacks are the exceptions! Many people automatically assume that the Jack or Knave is synonymous with a Prince or some other royal title of distinction - but I don't think so.

In medieval times, a Jack or Knave was a metaphor or "nom de plume" for a troubled young man. In other words, they are the "bad boys" of the deck.

The characterization of the Jacks or Knaves could extend to anywhere from a misbehaved youth all the way to a hardened criminal.

First, take a close look at the "Jacks" in Fairy Tales and Nursery Rhymes of medieval times...like:

Jack Be Nimble, Jack Be Quick, Little Jack Horner, Jack and Jill, Jack and the Beanstalk, Jack Spratt and even Jack the Ripper are some of the many examples of troubled young men named "Jack" in medieval times when cards first came about.

"Jack" wasn't their real names...it is a metaphor for troubled youths.

Another example is the Jack of Hearts in Lewis Carroll's, "Alice's Adventures in Wonderland" is accused of stealing the Queen of Hearts' tarts and his trial is presided over by The King of Hearts and the Queen of Hearts.

Though Alice defended the Jack of Hearts, the Jack actually "tripped up" on his own testimony which implies that the Jack of Hearts is also a liar.

The above accounts are not “facts of life”...but they DO convey the “ideas and thoughts” of the people of medieval times when cards first came about. Now THAT is a fact of life.

Let’s get back to the Kings.

Remember that of the twelve court cards, the King of Hearts is the only one with four arms.

Unlike the other Kings (or any other court card), two of these arms are holding up swords, poised menacingly - hence the “Suicide King” moniker.

This is great fodder for patter material – but wait, there’s more...

Has anyone ever noticed that the two sleeves of the arms holding the swords of the King of Hearts are different from the sleeves of the two arms in front of him?

Granted, this could be a wardrobe malfunction, but even more likely, another person is standing behind the King of Hearts. Who could this ominous figure be?

Often, historians attribute the likeness and qualities of the King of Hearts to Charlemagne, King of the Franks from 768, including his reign as the Emperor of the Romans in 800, until his death in 814.

Charlemagne was a just and virtuous King and deeply immersed in Catholicism.

He ruled, jointly, over most of the civilized world along with his younger brother, Carloman I, who was considered greedy, self-involved and had a very strong hatred for his brother, Charlemagne.

Carloman I was jealous of his older brother's rule, but died very young, at age 19, just before a huge civil war broke out between him and Charlemagne.

Charlemagne decided to give in to his brother's constant requests to share some his land holdings, of his very large kingdom... however I feel that Charlemagne did so with another purpose!

None of this land had access to water...thus no shipping or trade. These land holdings were basically wastelands and Carloman I, became further incensed with his hatred for his older brother's actions.

This was considered a HUGE "slap in the face" to Carloman II!

Though Charlemagne was loved by his subjects due to his fairness and mercy, he did have his enemies. Carloman's hatred and contempt for his brother, was well known and many think he plotted to murder his brother, Charlemagne.

Could Carloman I, be the representation of the one wielding the menacing sword behind the King of Hearts? It appears to be a strong possibility.

It is also very suspicious that the death of Carloman is lost in history. His life and short reign, appears to have been purposely erased from the history books...very little is known about him.

It appears that Charlemagne erased Carloman I for all time from the history books...including the possibility that Carloman I was murdered by Charlemagne...it makes you wonder.

I hope some of this extrapolation of history has inspired some of you card guys out there to create some new patter ideas for your card routines. Your spectators will love it!

Lay people LOVE history – especially when it’s dressed up with some history, colorful prose, and comes from a magical entertainer - like you!

Paul A. Lelekis –

You can view ALL of Paul's ebooks, at Lybrary.com .. They are, undoubtedly, one of the best values in all of magic.. Many are now considered underground classics and are available for IMMEDIATE download...

<http://lybrary.com/paul-a-lelekis-m-163788.html>

////////////////////////////////////

## **Tour de Forces – Expertly Forcing Dice - By Michael Breggar**

I’ve got a couple of knockout forces for you in this entry of Tour de Forces. The first one, dealing with dice, has been around since the 1950’s (I read the details in an old issue of The Phoenix). The second has been an absolute workhorse of mine which I have never published until now. For you and your lucky eyeballs!



I suppose you could come up with an effect to connect the two; though I am not offering them up to you in this manner. And please do not perceive either one of these forces as an effect in and of itself. Forces are a means to an end. Not the end itself. Let's jump right into them!

### "The Seven Bones Force"

This is a force of the number 7 using two dice. The method, as I said, goes back at least to the early 1950's and probably much, much earlier. Bruce Elliot was the editor of The Phoenix at this time and the force was actually part of a three-phase mental routine. The force's name is mine – maybe a bit of overkill, but I like it! I was honestly quite skeptical that it would actually work regularly and that it wouldn't look "fake". I was pleasantly surprised by how natural it looked and how useful it was.

I use two white dice (nothing fancy ... plain ol' dice around 5/8ths-inch to 3/4th-inch square. Place the two dice on a table in front of you and line them up so the total of 7 shows no matter what side you look at. For instance, I am looking at my set now. The 2 and 5 are topmost, the 1 and 6 are on the far left and far right sides. The 4 and 3 are on the sides closest to me and the 3 and 4 are on the opposite.

Now take a small piece of the matte (not shiny) Scotch tape (about 3/4th-inch by 1/2-inch) and place it on top of the 2 and 5. Half of the tape should be on the 2 and half on the right. The tape will act as a little hinge and keep the dice in this configuration. Now, take a dice cup or any opaque cup (one of those red "beer" cups is fine), and drop the hinged dice into the cup.

When you are ready to force the number 7, pick up the cup and show the two dice in the cup. You could comment, "I didn't want

to get fancy ... I stole the dice from my kid's Monopoly set and the cup from his well- stocked bar." Otherwise, there is really no need to mention anything beyond showing two dice in a cup.

Now, put your hand over the top and give the cup a shake. The audience will hear the dice rattling around. Hand the cup to your spectator helper and let her give the cup a shake, but quickly take the cup back and let your help look at the dice in the cup. They will look "scattered", but one of the combinations totaling 7 will be face up. The sounds of the dice bouncing around absolutely sells the illusion here.

As your routine progresses, you could easily slide the dice out of the cup and holding on to one die, surreptitiously remove the little piece of tape. Then casually, and without comment, place the dice aside on the table. If they want to look at 'em later ... let 'em! Nothing to see here!

### "The Breggar Transformation and Adaptability Force"

Shhh ... use this puppy well and please keep it a secret. It has served me well and it is one of those items I am very proud of.

This method forces the number 55 to be used in any manner you wish. The name comes from the numerology significance of the number 55. That number is said to have mystical powers related to transformation, adaptability, and the embracing of the flow of life. I can't vouch for any of that, but I can tell you this is an awesome force! The original idea came from an Annemann notion which I modified to make it more deceptive and more believable.

Take a deck of cards and arrange 4 sets of ten cards. Each set has the values of 1 through 10. Suits do not matter, so mix them.



Place the picture cards aside for the moment. Now, take any one of the four sets of ten and give it a little shuffle. Arrange the cards in the other three sets so they match the order of that first set.

Finally, spread the cards on the table and insert the 12 picture cards in random spots along the ribbon spread.

When ready to use the force, casually spread the cards face-up during the performance, the deck will look perfectly random and shuffled thoroughly. You could execute a false-shuffle, but why would you since you have already shown the deck to be mixed?

So, just push the deck with your fingertips towards your assistant saying, "A good shuffled and mixed deck of cards, deserves a good and professional cut or two. Or three!" She now cuts the cards and completes the cut. She can repeat this a few more times. Finally, ask her to cut the deck once more and from where she cuts, she is to deal the top 10 cards to the table face down.

She places the talon on the table after she has dealt out the ten cards. Ask her to now look at the ten cards. If there are any picture cards in her "hand", she is to set them aside and replace them with cards from the deck talon she just set down. Again, if there are any picture cards in the replacement...replace them!

Her hand "should only contain value cards ... spot cards ... I'll be asking you to total the value of the cards and the picture cards make things too confusing." She has three face cards and replaces them with three spot cards from the top of the deck.

Now ask your spectator to add the values of the cards together as you reiterate, "We had this shuffled deck cut by you several times. You pulled the cards out randomly and added them. What could be more random or fairer."

When you mention that the deck “was shuffled,” you take the cards and legitimately shuffle them and then cut them thus destroying the evidence! And the number totaled will always be 55!

Use this wisely. Thank me later.....

Michael Breggar...

© November 2023, MBREGGAR MAGIC

Check out a number of Michael's effects and books at Penguin, among other leading sites.

<https://www.penguinmagic.com/s/breggar>

BigBlindMedia.. Self-working and semi-automatic ebook bundle

<https://bigblindmedia.com/products/michael-breggar-self-working-and-semi-automatic-ebook-mega-bundle>

Email Michael directly at: [mbreggarmagic@gmail.com](mailto:mbreggarmagic@gmail.com)

////////////////////////////////////

## **Long Distance Surprise - A Great Counting Effect – Ed Besselman**

( This is a perfect example of gospel magic. I am a member of the Fellowship of Christian Magicians and this is a good example of the type effects we share.. It can certainly be adapted to any number of situations.. A special THANKS to my friend, Ed Besselman, for giving



me permission to share his effect with you.... Rick C. )

Imagine that I'm talking to you on the phone. Get a deck of cards and follow my instructions.

1 \* Shuffle the deck, then count off the top six cards... placing them into one pile (and deal 3 more cards into another pile - to be used later on). Set the rest of the deck aside.

2 \* Pick up the 'six card' pile and deal them face down into two piles of three: left - right - left - right - left - right.

3 \* Decide on either pile. Lift up this pile, and look at the bottom card. Remember this card, then place this pile on top of the other one.

4 \* The value of your card is either odd or even (J and K are odd, Q even). Spell "O-D-D" or spell "E-V-E-N", with each letter deal off the top a single card into a new pile, then put all the remaining cards on top of this pile.

5 \* Now deal the cards singly into two piles (left - right - left - right - left - right), then place the 'left-hand pile' on top of the 'right-hand pile'.

6 \* The color of your card is either red or black. Spell "R-E-D" or spell "B-L-A-C-K", with each letter dealing off the top a single card into a new pile, then put all the remaining cards on top of this pile.

7 \* Deal the cards singly into two piles (left - right - left - right - left - right), then place the left-hand pile on top of the right-hand pile.

8 Add the other three cards to the bottom of this pile. I'm gonna help find your card. Spell the word 'T-H-E' as you spell... lay one card at a time onto the table. And place remaining cards on the

top of the 'THE' pile. Spell the value of your card ace – A-C-E, T-W-O, T-H-R-E-E (etc.) and place remaining cards on top. Spell down on the table the word O-F I spell "of" O-V - that usually gets a laugh. Place remaining cards on top of the 'OF' pile. Now... spell the suit - C-L-U-B-S-, S-P-A-D-E-S, D-I-A-M-O-N-D-S, OR H-E-A-R-T-S. – (Note... always spell the plural) and place remaining cards on top.

Now... only One Person can find your card... Spell "J E S U S"... and turn over the "S" card your hand. WOW - WOW - I can say it backwards WOW !!!

Ed Besselman - My Friend !!



## **Calendar Cards - Simple Effect That Makes YOU Look Good**



The above effect is a great example of a semi-complex effect that prevents the spectator from back-tracking and figuring your method. Generally, they get lost in the numerous steps. CALENDAR CARDS is a much easier effect, but still very effective if your finish is strong. I first published this in one of my mathemagic ebooks, originally taken from a book for young adults. I simply changed the wording...

Some of you are definitely familiar with this effect, as its been around for many years.. but that doesn't stop it from being

entertaining !! Originally published in Issue #132 of the Roadshow...

First, have a spectator select a card at random, any card, and secretly get this card to the top of the deck using your favorite method. Tell the spectator there is a little known secret among certain magicians called the 'calendar effect', whereas a series of questions related to the calendar will reveal their selected card.

With their card on top of the face-down deck, ask the spectator how many weeks are in a year? When they answer '52'... deal five cards face down on the table and then two cards face down on top of the five. Pick up all seven cards as one and drop them back on top of the deck.

Next, ask how many months are in a year? Most folks will reply '12', and you then deal twelve cards face down on the table. As before, pick up all twelve and put them back on top of the deck as one.

"How many days are in a week?" When they answer '7', repeat the process of dealing seven cards face down and then replacing them on top of the deck.

"And lastly, how many parts do we divide the day into..?" The answer is '2' - AM and PM. Deal two cards face down and replace them on the deck as before.

At this point, the spectator's card is back on top of the deck. You can now

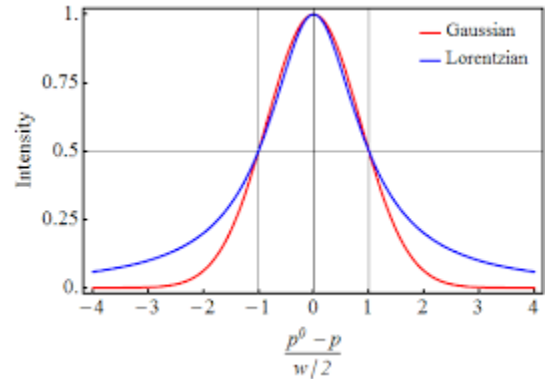
reveal it any way you wish...

Rick Carruth

////////////////////////////////////

## **The Birthday Paradox - Statistical Phenomenon** **By Christopher M. Reynolds**

Did you know about the birthday paradox? It's a statistical phenomenon that if you have 23 people in a room, there's a 50-50 chance that two have the same birthday. And if you have a group of 75 people, the chance of at least two people having the same birthday increases to 99.9%. Fascinating.



Can you believe it? I share a birthday, April 2, with two of the most extraordinary magicians in history. What are the odds?

The first notable figure is William Ellsworth Campbell Robinson (1861-1918), an American performer who became famous for his portrayal of Chung Ling Soo, a Chinese magician. Early in his career Robinson was an assistant to Alexander Herrmann and Harry Kellar. Regrettably, he died while performing the dangerous bullet catch trick.

If you're interested in delving into the enigmatic life of this remarkable magician, check out Jim Steinmeyer's book titled "The Glorious Deception: The Double-Life of William Robinson, aka Chung Ling Soo, the Marvelous Chinese Conjuror."

Harmon E. Baker, also known as "The Baffling Mr. Baker," is the second magician born on April 2 and holds the title of the "World's

Oldest Magician." He continued to perform magic until he reached the impressive age of 106.

He was born on April 2, 1897, in Memphis, Tennessee. At 8, he started practicing magic after meeting Herrmann the Great. He later became a successful vaudeville act and served as a pilot in the British Air Force during World War I.

After the war, he worked for the H.F. Fisher Company for 25 years as their southern district manager, selling X-ray and physical therapy equipment.

He was well-known for his entertaining and educational performances for children, and he even wrote books about magic towards the end of his life. It's unclear if he finished them before passing. He continued performing magic until he died at age 106 on June 31, 1993.

The late Harmon E. Baker was buried at Forest Hill Cemetery in Memphis, Tennessee. He was a renowned magician who graced popular TV shows like The Tonight Show with Johnny Carson and The Late Show with David Letterman, leaving a remarkable legacy of excellence in his craft.

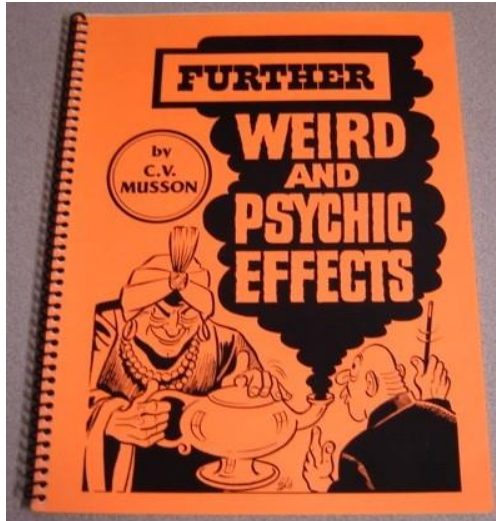
////////////////////////////////////

**Further Weird And Psychic Effects - Improved Mental Add It -  
Dr. Simon Carmel**

This is a wonderful follow-up to an effect both Dr. Simon and I have published in past issues. It involves a little math.. but the

math is basically adding a couple of single digit numbers. You've got this..!!

## EFFECT:



Thirty small pieces of cardboard, each bearing a different two or three digit number, are shown. The pieces are seen to be of different colors--six colors in total. Next, someone is invited to take one piece of each color, and place the pieces face down on the table. This is done without the performer watching. Yet, after due concentration, the total of the figures on the five face down pieces of

cardboard is predicted by the performer. The cards are turned over and the figures added to prove that he is right.

Even though the total is likely to be several thousand, the performer is always right. The trick may be repeated over and over, if desired.

## EXPLANATION:

Pieces of cardboard about 1 1/2 inches square will serve the purpose for close up work. However, if you do platform work, use four by six cards and have the figures printed extra large on each card. You must have five sets of cards--six to a set, and each set of a different color.

You can purchase colored cardboard from a stationary store, or you may use water colors and paint your own. If you paint your own, you need only paint the backs. Let's assume the colors are red, blue, yellow, green, and white.



Print the following numbers on the cards, each number being printed on the color of the card specified:

Red: 285 384 186

Blue: 558 756

Yellow: 345 483 582 87 855 954 657 459 48 147 642 246 543

Green: 575 872 179 674 377 278

White: 663 762 168 366 564 79

In the upper right hand corner of each card, on the back, write in small figures the last digit of the number on the reverse side. Thus, on the red card with the number 285, you would write 5, on the blue card with the number 558 you would write 8 and so on. If you can camouflage the numbers by creating a design, so much the better.

To perform, place the cards on the table face down and have someone select one card of each color--five cards in all. These are placed, face down-ward, and the performer mentally adds up the single digits appearing on the back of each card. The total is subtracted from 50. And the remainder is placed to the left of the total which you obtained when you added the single digits appearing on the back of the cards.

FOR EXAMPLE: Let's assume the numbers on the face of the selected cards were 87, 459, 543, 278, and 69. This means that 7, 9, 3, 8, and 9 (the last digit of each number) would appear on the back of the cards. 7 plus 9 plus 3 plus 8 plus 9 equals 36. 50 minus 36 equals 14. Placing the 14 to the left of the 36 we get 1436. Add the numbers on the face of the five cards above and

the total will be 1,436. This corresponds with the answer arrived at by the secret method.

(Many Thanks to my friend.. Dr. Simon Carmel, for compiling this effect.)

Clettis V. Musson  
Micky Hades International 1983

////////////////////////////////////

### **Hammer Blow Card - An Effect - Harold Brosious**

\  
'Hal' is more than a highly skilled magician.. He is both a dear friend, and is known professionally as.. Professor Harold Brosious (10th degree Black Belt) creator of Ketsugo Ju-Jitsu. . Oh, and he's also a member of the World Martial Arts Hall of Fame.....



**SETUP:** A card that you want to force is placed on top of the deck. A duplicate card that has been cut in half to resemble a broken board, is placed about 10 cards up from the bottom of the deck.

**WORKINGS:** Force the top card onto a spectator. Ask another spectator to be the magician and locate the chosen card.

Have them turn away as the card is being forced. After the card is forced have them make a fist. They are to hit the middle of the top card on the deck. If they do this, inform them that they will break every card in the deck with the exception of the chosen card. Warn them, that however, if they hit a thumb, something will happen!

Hold the deck one each end tightly. Ask them to hit the deck when you count three. As they are about to hit the deck, move your hands so that they hit your thumb. Yell! Loudly!

Then say I told you that something would happen. I screamed! Ask them to kiss your thumb to make it better. DO NOT allow them to do that. Merely state that you are joking.

Now inform them as to what really happened. State that since they hit you thumb, they only broke the chosen card.

Hold the deck to your ear and state that you can hear the broken card inside. Then say that you will show them what happened. The left hand holds the bottom of the deck and the right thumb riffle the top end of the deck, throwing both arms upward. The half of the chosen card will fly out.

Turn the deck half way around and repeat the above action to make the other half card fly out.

When both halves are gather, they reveal the chosen card and a big hand is given to the spectator for locating it.

Hal Brosious

////////////////////////////////////

## **Prof. Hercat - A Short Bio - By Christopher M. Reynolds**

R.D. Chater was a professional conjurer and ventriloquist called Professor Hercat, an anagram of his last name.

He was born in England in 1843 into a distinguished military family. Hercat enlisted in the Royal Navy during his teen years, serving as a midshipman under the command of his two uncles—an injury led to his honorable discharge.



He journeyed to Australia to prospect for gold, working as a journalist and actor before becoming a professional illusionist around 1868.

Hercat quickly became a popular performer, entertaining audiences at prestigious playhouses in London, including the Olympia Theatre and Egyptian Hall.

His most spellbinding stage illusion was *The Mystery of She\**, based on the novel by H. Rider Haggard (author of *King Solomon's Mines*.)

She is a thrilling adventure novel about two explorers on a dangerous quest into the heart of Africa, encountering the white Queen Ayesha - She who must be obeyed - in the mysterious underground tombs of Kor.

This setting sparked the imagination of Hercat, leading to the trick's creation.

In Haggard's tale, the beautiful sorceress Ayesha has lived for eons in the heart of Africa, ruling over the continent with an iron fist. Her subjects bow in fear to her, worshipping her as a God after she conquered them with her necromantic powers.

Her immortality upon earth comes from the rejuvenating effects of the mystic fire of Kor, into which she bathes to renew her youth.

Ayesha falls in love with a young English explorer who enters her realm. When he breaks her black magic spell, she withers to dust, burning in agony while bathing in the flames of Kor.

The world of magicians is full of subpar imitators, but *The Mystery of She* was one of the more creative, clever adaptations of Colonel Stodare's famous Sphinx illusion.

In his day, H. Rider Haggard's books were highly in vogue, and Hercat dramatized the novel's awe-inspiring scene with grand effect.

Onstage there was a large square platform, raised two feet off the ground, with solid red leather folding screens positioned at the back and sides, forming an alcove.

An assistant entered and swept a pole under the staging, demonstrating that no mirrors were present.

Set up on the stand was a 6-foot-tall brass frame. The assistant draped a stunningly decorated sheet over it. Beneath this, another assistant placed an elaborate bowl.

The illusion began with Prof. Hercat telling the audience Haggard's tale of the mystical Queen Ayesha, confirming that the story wasn't fiction and that he'd acquired the cremated Queen's ashes at great personal expense.

An assistant appeared onstage carrying an ash-filled urn, emptying its dusty contents into the bowl.

Hercat lit a match, and the ashes burst into flames as he ignited them. A young lady slowly emerged from the cloud of fumes. She stepped onto the platform, staring into the audience, bewildered. With wild-eyed abandon, she begged them where her lover, the ancient Greek Killikrates was.

When Hercat told her she'd never see Killikrates again on Earth, Ayesha chose to die again, returning to ashes rather than live without her true love.

She mounted the bare-legged table, stepping back inside the bowl. Hercat lowered the cloth over her until its hem reached the tabletop, completely hiding the girl from the audience.

Thick curls of smoke suddenly poured beneath the curtain as Ayesha's violent shrieks reverberated through the theatre, followed by an eerie silence.

When Hercat raised the cover, the woman was gone, her body cremated into a smoldering heap of cinders. Her only remains were a ghastly blackened skull and some charred bones.

Audiences were stunned, a perverse thrill of horror pervading the crowds as they watched the woman disintegrate.

The London critics were amazed, declaring "The Mystery of She" the most impressive illusion they had ever witnessed.

But only some were dazzled by the professor's act. According to Hercat's Magicopedia page, magician Stanley Collins (inventor of The Jumping Rubber Band trick) wrote to his friend John Braun:

"Hercat, I saw several times and can tell you he was about as bad as a conjurer could be. His patter was banal; his tricks were always clumsily handled, and his so-called ventriloquism was a travesty. How he gained what little reputation he achieved is one of life's mysteries."

Others were more delicate in expressing their views on Hercat's lack of skills as a performer. The late Will Goldston believed that Hercat was a sophisticated illusionist. Still, he thought there seemed to be something missing - that tiny spark of creativity separating an average magician from a brilliant one.

Later in life, Hercat became a prolific author, writing eight books on magic tricks.

He died in June 1913 at age 69.

Albert M. Wilson, the editor of *The Sphinx*, wrote, "I learned today that R. D. Hercat, a well-known English magician and author, is dead. Hercat was that type of magician who held his profession to be an art and who never stooped to exposure or buffoonery. Magic has, in Hercat's death, lost a true gentleman and a genuine artist."

\*The author, Henry R. Evans, mistakenly credited the Chevalier Ernest Thorn as the inventor of She in his 1906 book on magic history, *The Old and the New*

Christopher M. Reynolds

////////////////////////////////////

## **Almost Self Working Any Card At Any Number - Tutorial Video**

Nice self-working mathematical ACAAN that only requires you to be able to force a card. This is really simple.. but quite impressive. Twelve minute tutorial teaches everything you need to know.. including a false cut convincer if you want to learn a new one.. Check it out...

<http://magicmysteries.org>

-----

## **Best Elmsley Count (Ghost Count) Tutorial by Juan Fernando - Video**

Very impressive demonstration of the Elmsley Count and the Table Count. This video is definitely worth your time..

<http://magicmysteries.org>

-----



## **Nice NO SETUP Self Working Card Trick - Video Tutorial**

Nice NO SETUP Self Working Card Trick You Can't Screw Up! Watch the video and give it a try...

<http://magicblog.org>

////////////////////////////////////



## **Henry R. Evans - A Short Bio**

### **By Christopher M. Reynolds**

Historians are gossips who tease the dead. - Voltaire

A plethora of historical literature is available for those fascinated by the enigmatic world of magic. Among the best are Ricky Jay's *Learned Pigs & Fire Proof Women* and David Copperfield's *History of Magic*, which deeply delve into the intriguing subject



matter. Milbourne Christopher's *Illustrated History of Magic* is a timeless classic that should not be overlooked.

Henry Ridgely Evans was a pioneering writer who specialized in magic history even before other magicians began documenting the history of this peculiar art.

The amateur magician and writer established prolific correspondence with renowned 19th and early 20th-century performers, including Harry Houdini and Alexander Herrmann. He cemented his reputation in the field through his extensive writings on conjuring, including numerous books and magazine articles.

Published in 1906, "The Old and the New Magic" is widely recognized as the author's masterpiece. This comprehensive account of magic history takes readers on an absorbing journey through time, tracing the origins of this unique performance art back to the remotest antiquity.

The journey starts in ancient Babylon, where sorcerer priests utilized natural magic in religious rituals to deceive the naive. As readers embark on an adventure, they will discover captivating tales of the most remarkable conjurers in history, including The Chevalier Pinetti, Cagliostro, Ludwig Doebler, Jean Robert-Houdin, The Great Herrmann, Chung Ling Soo, Colonel Stodare, Felicien Trewey, Harry Houdini, and numerous others.

Henry R. Evans, one of seven children, was born in Baltimore on November 7, 1861, to Henry Cotheal Evans and Mary Garrettson Evans. His mother's family, the Ridgely's, were prominent in Maryland, dating back to the state's founding.

Evans attended a performance by English magician, mentalist, and musician Robert Heller at the Old National Theatre in 1878. Later, in March 1879, he was present at the debut show of stage illusionist Harry Kellar at Ford Theatre in Washington, D.C.

After witnessing the two mesmerizing performances, the young man's fascination with magic was ignited. He was inspired to master the art of sleight-of-hand and sought out teachings from renowned professors.

After studying at Georgetown College's preparatory department and Columbia College in Washington, D.C., Evans decided to pursue a degree in law at the University of Maryland. However, he soon realized his true passion lay in journalism and switched.

As a newspaper reporter and drama critic, he delved into the world of magic and illusion, bringing to the forefront the captivating history and intricate psychology of deception through his books and articles.

In 1892, Henry R. Evans and Florence Kirkpatrick were united in marriage. Despite their union, the couple did not have any children.

In addition to his skill in amateur magic, the author possessed a diverse array of interests. He was captivated by spiritualism, the occult, supernatural occurrences, and telepathy. In 1897, he published his debut book, "Hours with the Ghosts," which delved into his investigations of deceitful paranormal activity.

Throughout his lifetime, Evans captivated readers with his diverse range of literature. His works included intriguing biographies of notable figures such as Cagliostro, Madame Blavatsky, and Robert Houdin. He also explored the fascinating topics of Edgar Allan Poe and Baron von Kempelen's Chess-Playing Automaton. He even penned a gripping novel titled "The House of the Sphinx."

Regrettably, Henry R. Evans passed away on March 29, 1949, due to unknown circumstances at Union Memorial Hospital in Baltimore. He was laid to rest at Oakhill Cemetery in Washington, D.C.

Christopher M. Reynolds

////////////////////////////////////

## **THE RUBBER EGG – An Oddity**

Soak a raw egg in a cup filled with vinegar for at least twenty- four hours. Turn it over once or twice so that the entire egg is evenly soaked. It will feel like rubber and will actually bounce when dropped a short distance.

Drop it too far though and it will break. After your friends feel it and declare it to be a fake egg, cut it open to reveal the yolk and white inside.



Editor's note..

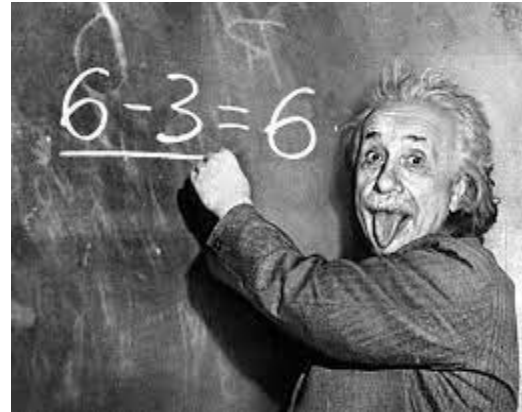
I once saw a guy prepare an egg this way.. After gathering a crowd, he put the egg on top of a glass beer bottle and pressed the egg firmly enough to create an air tight seal inside the bottle. Then, he took a cigarette lighter, lit it and put it under the bottle. As the inside of the bottle warmed, the egg was literally 'sucked' into the bottle. Everyone insisted that it wasn't a real egg, so he got a pencil and punctured the egg inside the bottle, breaking it open to reveal the white and yoke. ;-)

////////////////////////////////////

## **The Trick That Fooled Einstein Alex Stone for the Huffington Post**

"A lot of people don't like magic because it make them feel stupid, but in reality getting fooled by magic tricks says little about your

intelligence. You can easily outsmart someone who is smarter than you, and our susceptibility to magic and illusions is poorly correlated with IQ.



As the British mentalist Ian Rowland once wrote, "A rocket scientist can be fooled by a deceiver, because she knows about rocket science and not deception." (Originally from Issue #147 of the Roadshow...)

[http://www.huffingtonpost.com/alex-stone/the-trick-that-fooled-ein\\_b\\_1669408.html](http://www.huffingtonpost.com/alex-stone/the-trick-that-fooled-ein_b_1669408.html)

////////////////////////////////////

## **About Auditioning For AMERICA'S GOT TALENT - Resource**

Audition for America's Got Talent.....

We want to see your act whether you meet us virtual or just send us a video of your act.

We don't care if you have an act you do professionally, or it's something you have never done in public before in your life.

We enjoy all talent, whether you are an amazing singer, or can do something really weird with your body. We want to be shocked and amazed by what you can do in 90 seconds!

So take a chance and show us your talent. There are two ways you can try out to be on the show.

### Audition Online

It is now easier than ever to audition by sending us a video of your act.

You can upload a video, send us a link to your video on YouTube or use your webcam to directly record a video on our site!

Seriously it cannot get any more simple than that! You have no excuse. Submit a video audition for America's Got Talent.

### Attend an Virtual Open Call

We do not have any more in-person open calls this year. But we do virtual auditions where we can meet you, see your talent, and answer your questions.

Even if you have never auditioned for anything in your life, it will be a fun way to spend part of the day and have some stories to tell your friends.

<https://americasgottalentauditions.com/>

////////////////////////////////////

## **A Few Truths...**

Thanks to both the internet and my buddy.. Fran Ferry..

As I've grown older, I've learned that pleasing everyone is impossible, but pissing everyone off is a piece of cake!

I'm responsible for what I say, not for what you understand.

My tolerance for idiots is extremely low these days. I used to have some immunity built up, but obviously, there's a new strain out there.

I'm not saying I'm old and worn out, but I make sure I'm nowhere near the curb on trash day.

As I watch this generation try and rewrite our history, I'm sure of one thing: it will be misspelled and have no punctuation.

If you find yourself feeling useless, remember: it took 20 years, trillions of dollars, thousands of lives and four presidents to replace the Taliban with the Taliban.

Turns out that being a "senior" is mostly just googling how to do stuff.

I want to be 18 again and ruin my life differently. I have new ideas

I put my scale in the bathroom corner and that's where the little liar will stay until it apologizes.

My mind is like an internet browser. At least 18 open tabs, 3 of them are frozen, and I have no clue where the music is coming from.

There is no such thing as a grouchy old person. The truth is that once you get old, you stop being polite and start being honest.

////////////////////////////////////

## **ROSTER OF FAMOUS PEOPLE as MAGICIANS**

[TV & movie actors, comedians, box fighter, soldier, president, king, singer, hobbyists, writers]  
by Dr. Simon J. Carmel

- 1 PRESIDENT GEORGE H. W. BUSH, SR.
- 2 JOHNNY CARSON
- 3 STEVE MARTIN
- 4 KING CHARLES III
- 5 MUHAMMAD ALI
- 6 SIMON HELBERG
- 7 JASON ALEXANDER
- 8 U.S. ARMY GENERAL NORMAN SCHWARZKOPF
- 9 ORSON WELLES
- 10 CARY GRANT
- 11 NEIL PATRICK HARRIS
- 12 DANIEL RADCLIFFE
- 13 ADRIEN BRODY
- 14 ARSENIO HALL
- 15 WOODY ALLEN
- 16 CARL BALLANTINE
- 17 JIM CARREY
- 18 CHARLES DICKENS
- 19 BRIAN SELZNICK (Writer of "The Invention of Hugo Cabret")
- 20 GEORGES MELIES



- 21 MILTON BERLE
- 22 BILL BIXBY
- 23 MICHAEL JACKSON
- 24 J.J. ABRAMS
- 25 LON CHANEY, SR.
- 26 SID CAESAR
- 27 EDGAR BERGEN
- 28 EDDIE GREEN
- 29 BUSTER KEATON
- 30 HAROLD LLOYD



## **What's This Fuss About True Randomness? - Resource**

Perhaps you have wondered how predictable machines like computers can generate randomness. In reality, most random numbers used in computer programs are pseudo-random, which means they are generated in a predictable fashion using a mathematical formula. This is fine for many purposes, but it may not be random in the way you expect if you're used to dice rolls and lottery drawings.

RANDOM.ORG offers true random numbers to anyone on the Internet. The randomness comes from atmospheric noise, which for many purposes is better than the pseudo-random number algorithms typically used in computer programs. People use RANDOM.ORG for holding drawings, lotteries and sweepstakes, to drive online games, for scientific applications and for art and music. The service has existed since 1998 and was built by Dr Mads Haahr of the School of Computer Science and Statistics at

Trinity College, Dublin in Ireland. Today, RANDOM.ORG is operated by Randomness and Integrity Services Ltd.

FREE services

Games and Lotteries

Lottery Quick Pick is perhaps the Internet's most popular with over 280 lotteries

Keno Quick Pick for the popular game played in many countries

Coin Flipper will give you heads or tails in many currencies

Dice Roller does exactly what it says on the tin

Playing Card Shuffler will draw cards from multiple shuffled decks

Birdie Fund Generator will create birdie holes for golf courses

<https://random.org>

o0o-----o0o-----o0o

Again.. I truly hope you enjoyed this issue. I don't have the luxury of counting my pennies from sales... But I CAN have the personal satisfaction of knowing someone received inspiration or motivation from one of the many articles or videos.

### **SIGN UP FOR THE MAGIC ROADSHOW....**

Remember.. signing up for the Magic Roadshow Journal of Magic is Totally FREE. There is NO obligation and your email is 100% safe. (I don't even share it with my closes fellow magicians..) You will be notified periodically as new material publishes to the Magic Roadshow site and you can unsubscribe with one click.

Subscribe Here.. <http://magicroadshow.com>

—————o0o

LIKE us on Facebook.. ( THANK YOU !! to all you Kind Folks who have...)

<http://www.facebook.com/magicroadshow>

<http://www.facebook.com/themagicnews>

—————o0o

Magic Video Tutorials: Hundreds and hundreds of hand-picked magic tutorial videos at:

**Card Tricks and Magical Mysteries** video blog..

<http://www.magicmysteries.org/>

**Magic Roadshow Video Blog...** <http://magicblog.org>

-----o0o

That does it for this issue. I hope you found something to help your magic along. Remember, if you have material you would like to see published on the Magic Roadshow site.. send it to: [rcarruth@gmail.com](mailto:rcarruth@gmail.com) (This is my personal email. Guard it with your life..)

**Vive Tus Sueños – “Live Your Dreams ”**

**Rick Carruth / Publisher/ Editor/ Chief Go-fer**

“Performer of Magical Curiosities”

Senior Professor - **Camelard College of Conjuring of Chemmis, Egypt.** <http://www.camelardcollege.org>

o0o-----o0o-----o0o

DISCLAIMER: We try our best to credit and acknowledge everything published in the Magic Roadshow. Ideas that we claim as our own are simply ideas that have come to us independently, but we do not claim they are totally original.. as the magic world is a vast and wonderful resource. If you have any information or acknowledgements you think we may have missed, that might be of benefit to our readers.. please let us know...

\*\* NOTE: This issue MAY contain an affiliate link. If so, I have added (Ad) to the title. If you click it, I may receive a small compensation from the seller. Remember, I DO NOT affiliate with any product I don't consider worthy of recommending to my friends and readers.. Rick C.

---





