


The Magic Roadshow....

Journal of Magic – Grand Finale



Hello Everyone...

This is truly a bittersweet moment. Twenty years ago when I published the first issue of The Magic Roadshow I never suspected I would still be writing so far into my future.

That said... It's time to put down my pen and enjoy the enormous volume of great work being published around the world.

I'm honored some of you have stuck with me through thick and thin. I've experienced SO much during that time. This past January I lost my Love of 32 years, Carolyn, and I lost my health. I knew then it was time to gracefully step aside and let the younger writers share their ideas and talent.

I'm not going to prolong this... it's not necessary. I've worked on one particular effect for several years and I'm going to leave it for some of you to take and expand upon it. ALL I ask is that you be fair and credit me .. as this is sort of my swan song and something I'm proud of...

I really want to thank every single one of you who contributed to our success. I had such a pool of writers it's impossible to thank everyone by name. Thanks much to Jim Canaday for the friendly competition and encouragement and to Paul Lelekis for the unlimited access to all his work.

I wish everyone a wonderful Holiday Season. I hope the bearer of turkeys and the old jolly guy who brings gifts are very generous with you and yours....

You guys are my family now. I love you and the art we share. I'll still be around as long as God see's fit.

Later.. my friends....

Rick



ANTI-ACAAN

Any Card at Any Number - With a Twist-

Rick Carruth © 2025

Cardius Bendictus © 236 AD



ACAAN (Any Card at Any Number) is regarded by many as the perfect card effect. If you're one of those who think of **Any Card At Any Number** as the

holy grail of card tricks, you'll realize ANTI-ACAAN is just the opposite. Wait, that didn't sound right...

ANTI-ACAAN was named for the fact that it is PERFORMED by the spectator, and the magician serves the part of the typical spectator, and the spectator plays the part of the extremely talented and good looking magician. Got that...

Good.

Unlike typical ACAAN's, the magician relies on five random cards selected by the spectator, to reveal the location of a card in a deck..

I hope to explain the inner workings in a way enjoyable to everyone. It's quite fun, in a 'find-the-hidden-face-in-the-tree' sort of way. Now that I have you interested, let's move along.

ANTI-ACAAN relies on Greek mathematician Archimedes, and all the wonderful minds that followed, to make it possible. Reasonably, all card effects are either sleight of hand, self-working, or mathematical. Does it require a little math to perform? Sure, as in subtracting 12 from 52. Is it complicated math? Absolutely NOT. In fact, I'm going to teach one method that requires no math whatsoever. So, those of you who normally shy away from mathematical tricks... fear not. In fact, the audience will NOT be aware mathematics are used at all.. They will assume it's all in that highly psychic deck of yours.

Brother Cardius.. I have to thank Brother Cardius Benedictus, a minor Roman philosopher who lived during the early to mid 200AD period. Although he liked to consider himself a scholar, Cardius will be forever remembered for his contribution to magic and gaming in general. He was raised by his uncle, who fate would have it, held a prominent position in the home of Consularis Pharoh the Elder. Senator Pharoh, in addition to two stunning daughters, had a third child.. Pharoh the Younger. The young Pharoh and Cardius literally grew up in the same home together, and remained friends until the passing of Cardius in 277.

When Pharoh the Younger was 23 years old, he became Senator of Polaria, succeeding his father who was called to Rome to serve the Emperor Elagabalus. Cardius became his associate, but not in a true political sense. Pharoh made Cardius a type of court jester with benefits. Pharoh was amused by Cardius and his endless array of games and activities. Pharoh also allowed Cardius to meet

with the scholars of the day and discuss whatever philosophy was en vogue at the moment. Cardius was content to serve the Senator in this capacity for the remainder of his life.

Why should we be concerned with Cardius? Well.. he created the first ever deck of cards. Although made of thin leather, they were still the first of their kind. Additionally, Cardius wrote the very first book of card magic. It was titled..” The Cardius Big Book of Card Tricks”. Just kidding. It was titled, very unceremoniously, “Cardius Book of Secrets.” I wish I could tell you it was full of original effects.. but in actuality it only described one effect. But what an effect it was.

“Things change.. and things stay the same.”

Cardius was smitten with the earliest version of Any Card At Any Number. (ACAAN) His version though had the magi discerning the card and its location in the deck.. just the opposite of today’s handling. Cardius performed his unnamed effect for his friend, who was constantly amazed by Cardius’ ability to name a card and a location and have that card found at that location. Cardius understood, even then, the necessity of maintaining a certain integrity during his performance... He never, from the time he gave the Senator the deck, touched the cards. The Senator shuffled the deck.. as good as you can shuffle a leather deck, handled all the distribution of the cards, and eventually dealt down to the number divined by Cardius.

In all fairness, Cardius’ deck was composed of forty cards.. numbered ONE through TEN, but this will not affect the way we will replicate his handling. We will use a full deck.

This is a description of the basic handling of what I call **“Anti ACAAN”**

Performance:

You remove any deck from any card box, select a random spectator, and ask that the deck be thoroughly shuffled. After the shuffle, you ask the spectator to lay cards, one at a time, onto the table (face down). Ask the spectator to stop at whatever point he feels comfortable. Have him/her lay the remainder of the deck to one side.

Once done, tell Mr. Spectator that in order to work your magic you need five random cards to be selected from the packet. Have those five given to you and

ask the spectator to gather the remainder of the cards and form a small pile on the table. Once the spectator has done so, indicate you would like for him to pick up the unused portion of the deck and place it on top of the small packet to create a single deck.. minus the five cards you hold. Push the deck to one side. Tell the spectator you are going to make a prediction, using the five randomly selected cards, selected entirely by the spectator, from a packet randomly dealt, from a deck thoroughly shuffled by the spectator.

Take the five face-down cards, look at them, and shuffle them. From these five cards you will cipher the suit of the card you will predict, the numerical value of the card, and the location within the deck where this card will be located. This may take 30 seconds, or, it may take several minutes, depending on the luck of the draw.

Directly, you'll name a card, a suit, and a location. The SPECTATOR will deal to this location.. and reveal your prediction to be 100% correct.

Method:

I have to do this, but I'm going to have to reveal the 'secret' to ANTI- ACAAN from the get-go. It's sort of like writing about an effect that depends on catching a little finger break above the spectator's card and controlling it to the top. No need to wait until the end of the trick to reveal to readers how the spectator's card found its way to the top. It's a matter of continuity, and I'm in a position now where I can't explain how the ACAAN arrived at the 37th position, for instance, without letting you in on my little secret...

Once the deck has been given to a spectator, they are asked to shuffle it thoroughly. By thoroughly I mean thorough enough to give you the opportunity to glimpse the bottom card. It may be after one or two shuffles, it may take several. In fact, you may have to ask a second spectator to shuffle if the first holds the cards too closely. But, I can 'almost' guarantee you that at some moment in time they will flash the bottom card. At that moment, instruct them to lay the deck, face down, on the table. I'll give you a couple of helpful tips shortly to assure you get a quick peek..

WORST CASE SCENARIO: Let's say that after several shuffles it's apparent the spectator is not going to give you a little peek. Ask if they are convinced the deck is shuffled. Then, you have two options; One, ask the spectator to have a quick look through the deck to convince themselves the deck is both normal and thoroughly shuffled. When they turn the deck, glimpse the bottom card, if possible. Or two, take the deck from the spectator, and as you, preferably, turn to

place the deck face down on the table.. peek the bottom card. The only reason this isn't my go-to method is.. I like to claim just before the reveal that I haven't TOUCHED the deck at anytime. But, this isn't a deal breaker. Chances are if you do have to touch the deck at some point the audience will not remember it anyway!

The spectator is asked to take the tabled deck and deal one card, face down, to the table. He's asked to deal a second and third and more.. until he is ready to stop. When he stops, he's asked to sit the remainder of the deck to one side and take the tabled stack in hand and mix them. He is then asked to give you five cards at random.. any five from anywhere in the packet. The remainder of the packet is placed on the table and the magician indicates he wants the spectator to place the previously tabled deck on TOP of this packet.. and move them to one side. For ANTI-ACAAN to work, this packet has to go UNDER the face down deck, NOT on top of it. It will be best if you help assure this happens, and to make it as casual as possible.

One little bit of info.. as the spectator dealt cards to the table off the primary deck, you count the number of cards dealt. Remember it .. By knowing how many cards were dealt from the deck, I now know the position of the previous bottom card IN the newly constructed deck. If the spectator deals off 15 cards, then $52 \text{ cards} - 15 \text{ cards} = 37 \text{ cards}$, meaning the previous 52nd card is now the 37th card in the deck. I'm sure you see that the bottom card of the deck will change positions in direct correlation to the number of cards dealt from the deck.. If 10 are cut, the bottom card goes to the 42nd position. If 20 are cut, the card goes to the 32nd position. If the spectator got particularly frisky and cuts 25 cards.. $52 - 25 = 27 \text{th}$ position. The fact that the spectator gives me five cards is irrelevant. It's NOT the cards placed under the deck that matters.. it's the number of cards dealt from the TOP of the deck, subtracted from 52, that gives you the new location of the former bottom card.


Tell the spectator these five cards you hold are five indicator cards, key cards, magical cards... whatever your vocabulary allows, that will direct you to one specific card in the deck. Patter that works for me may, or may not, work for you.. so a little practice will lead you.

I mentioned a no-math method earlier. I have, depending on the spectator, asked him or her to count off 13 cards after the deck is shuffled. I use the pretext that my lucky number is thirteen. I know if they deal off 13 cards the secret card will always be 39th in the deck, and no math is involved.

This also prevents me from having to count the cards as the spectator deals them.

Now that you know the identity and location of one card, you're ready to deduct that information from the five cards laying in front of you.

Thankfully, I've developed a simple method of tying matters together that makes you look like a genius.



“Technically, the effect is over at this point. You could have a quantity of cards dealt off, have one selected and the remainder put on the bottom, and have the one card ‘whisper’ the location of a card, and its identity, in your ear. Nothing wrong with that... except we are magicians.. we are performers.. we strive to entertain. The following is pure magic theatre, designed to increase the mystery and impact of a little-known effect. Take advantage of this opportunity.”

These five cards will reveal everything I need to know. I know they will, because I'm going to INSIST they tell me. This is how I do it:

In a recent performance, the card I glimpsed was a TEN of DIAMONDS and, because of the cards removed from the deck, I knew it was in the 39th position in the deck. I looked at my little 5-card packet, shuffled it, and dealt the top card, face up. It was the 6 of Diamonds. Oh luckyme!

Since this card was a Diamond, and I needed a diamond in my prediction, the patter went like this..

“ Cardius, in his Book of Secrets, revealed the first card dealt from my packet generally reveals the Suit of the card. Our suit must be a *Diamond*. ”

I announced Cardius, on page 66 of his book, revealed the second card from my packet would indicate the value of the card. I turned over the second card and it was an ‘8’. Easy enough. I commented that the card we will be searching for is the 8 of Diamonds..

How did I know the first card would indicate the suit and the second would indicate the value? Because I made it so. I was looking for a card matching the SUIT and/or the VALUE. In my example, if I see a Diamond and/or a Ten, I’m set. I casually moved the needed cards to the back of my packet, in the order I was then revealed, and turned the packet face down and shuffled. Not ANY shuffle, of course, but a little shuffle many of you are familiar with.. the Monge Shuffle.

The Monge Shuffle is a simple over and under shuffling of the cards. Holding the cards in the left hand, pull the top card into the right hand. Now, pull the next card on TOP of the card in the right hand. The next card goes UNDER these two. The next on TOP.. and the last card under everything. It’s just a simple over/under shuffle that always begins with the second card going On Top of the first card. It’s so easy to do, it looks like you’re just mixing the cards.

Using my example, if I see a diamond and/or a ten.. or a couple of cards that total ten, I scoop all the cards face up, and maneuver the Diamond to the bottom and the Ten, or cards totaling ten, just above the bottom card.. If I don’t have a Ten, I look for two cards that TOTAL ten. If I don’t have two that total ten, I look for two cards that, one subtracted from the other, totals Ten... or three that total ten, or.. I promise you, there are SO many possibilities.

I can align the cards as I want simply by passing them back and forth between my hands, still face up. Turning the packet **face down**, I perform THREE Monge shuffles, telling the spectator that Cardius believed firmly in the power of the cards and letting the cards tell him SPECIFICALLY what he needed to know.

Performing THREE Monge Shuffles with a five card packet returns ALL the cards to the order in which you aligned them. You know the cards are aligned

for the reveal.. the spectator assumes you simply shuffled the packed and the cards are coming off randomly.

Now you know what the first card off the deck will be.. and the second.. and the third.. if you need that many. You can openly state that the first card will identify the suit, if need be. The next the value.. using however many cards you need to turn to represent the value. I have on very rare occasions needed the next three or four to tell me the value. I just set 'em up the way I need them to come off the packet. It's perfectly OK to SUBTRACT as well as add. If you need a 4, you can, for example, deal a 10 and then a 6.. telling the spectator that Cardius' reveals on page 69 the third card, subtracted from the second card reveals the identity of the numerical value... $10-6=4$..

Cardius will give you permission to do whatever you need to do, in whatever order you need to do it.

Regardless, the spectator is surprised because you are CALLING it... and they saw you mix your little packet thoroughly. When you tell the spectator that you're going to deal two cards.. subtract one from the other, and arrive at the value of a 'secret card'.. its impressive, mainly because you told the spectator what you were going to do BEFORE looking at the cards.

Remember this.. the face cards and aces give you a LOT of flexibility.

You can utilize the face cards as TENS or as 11, 12, and 13. Kings can be 10 or 13, for example. Whatever YOU need it to be. Aces can be 1 or 11, your choice.. just as in blackjack. I once needed a King, and used an Ace and a Three. ($1+3=13$). I credited Cardius, because on page 71 he said I needed to combine, not add, the second and third card to create a value.

There are NO hard and trues, only your imagination. All it takes is a little practice to see what you need to do in various situations. (I've included several start-to-finish examples near the end to show some of my work.)

FACTCHECK: Using the Monge Shuffle, I have not encountered five cards I couldn't read -except- once. They were such a weird combination, three 4's and two 3's, that I couldn't reasonably devise a solution. A proper solution would be leave a card in the case and work with a deck of 51. Nothing

changes.. aside from subtracting the number of cards dealt from the deck from 51 instead of 52. You can, on that super rare occasion when you are unable to arrive at a solution, ask the spectator to count all the cards because “Cardius senses something isn’t right”. When they count 51, say “I thought so...”, look in the card case, find the stray card, and politely start over. Not perfect.. but slightly confounding to the spectator as they wonder how you knew....

Now, on to determining the LOCATION of your card in the deck. You will ABSOLUTELY be surprised at the times your cards total the location of your secret card. Talk about a rush.. I try to use all five cards to arrive at a total. Once the value and suit are determined, I concentrate all my effort on adding the five cards and seeing where I need to go to arrive at, generally, a number in the thirties.

Remember what I said about Aces and Face Cards. If you can total the cards to, in my example, 39.. perfect! If you can total to 38.. almost perfect! Many times I have told the spectator the cards indicate we need to deal off 38 cards to find the secret card. I ask them to deal 38 cards face down. We turn the 39th. This gives you a couple of target points to work toward.

In my earlier example where I needed to predict the 10 of Diamonds. I was holding two Aces, a Queen, a Six, and a Three. The Six was a Diamond, and the first card turned, so no problem there.. I Monge Shuffled the Three, a Six, and one of the Aces. Cardius revealed on page 70 the first three cards would reveal the Value, so I turned these three to reveal a 10. ($3+6+1=10$)

I then openly stacked another packet with the Ace, Ace, Queen, and Six. I performed three Monge Shuffles, and told the spectator Cardius reveals on page 74 of the Book of Secrets the top four cards usually indicated the position we need to deal to.. I turned an Ace, another Ace ($1+1$), utilized the Queen as 10, and the Six.

They totaled 38. We dealt off 38 and turned the 39th card, which, to their surprise, was the 10 of Diamonds.....

Like Love, The Monge Shuffle covers a multitude of sins...

Another method you’ll have to use on occasion is Monge Shuffling two or more cards to arrive at a location when four or five won’t do it (rarely). I couldn’t get five to total 36 recently, I had a hand full of low value cards, so I took a Three and a Six, Monge Shuffled them to the top, told the spectator Cardius revealed on page

75 of his book that the top two cards, added together to form a larger number with the same digits would reveal our location. You could flip a 3+6, a 3+5.. or on a very rare occasion, maybe a 2+5 and a face card. (2+5=25 plus a 10—or-if you have a Jack, 2+5=25 plus 11) There are SO MANY possibilities, and if you verbally set the spectator up for what you're about to do by having Cardius 'calling it' before flipping the cards, you can use virtually ANY combination of cards.

I could go on and on with examples. The very best way to master this is setting in your living room and practicing. Just name a card, toss out five cards, and work your magic.

I understand someone, somewhere, will encounter something I've never seen. It's to be expected. I would like to hear about it, or how you overcame it. Maybe one day there will be a revised edition and I can include your handling. I promise you this.. on those special occasions when the first card turned is the suit, the next card turned is the value, and the five cards total the location, and it DOES happen, you will absolutely WOW even seasoned fellow magicians. And guess what... NO SLEIGHTS!

I've included a couple of real world examples below.. They will give you an idea of the thinking process from beginning to end...

Example# 1:

Secret card was a 7 of Clubs. I turned a 10 Hearts, 8 Clubs, Jack Clubs, 10 Clubs, and a Queen Hearts. I knew right off that there was not going to be a straight-forward way to get to the 7. I MS'd (Monge Shuffled) the packet to produce the 10 of Clubs first, then the 8 of Clubs. I told the spectator the first card would indicate the suit.. the 10 of Clubs did just that. The next card was the 8 of Clubs. I said that, since we already knew the secret card was a Club, the 8 of Clubs couldn't be indicative of the card.

“Usually the deck is telling me I need to go one card up or down.. and it's my experience to go downward. So, let's go with the 7 of Clubs.”

After establishing the 7 of Clubs as the value and suit of the secret card, getting to the location, which was 39 down, was easy. I MS'd the 10, another 10, the Jack, and the 8. I told the spectator I thought the first four cards would reveal the location on the 7... then, I turned $10+10+11+8=39$, utilizing the Jack as 11. The spectator was impressed...

Example# 2:

The secret card was an Ace of Hearts. I was dealt a Queen, a Jack, a 9, a 5, and a 2. None were a Heart, so after spreading all five cards I used the 'playing the odds' ploy and called a Heart based on there being more hearts in the deck than any other suit. I MS'd the Queen and the Jack.

I showed the Queen, then the Jack, after first telling the spectator the first two cards would reveal the value of our secret card. I reminded them that the Queen was 12 and the Jack 11, and since I couldn't possibly add them, I must be meant to subtract them, revealing a 1.. or, an Ace. I added the Queen, Jack, 9, and 2 after a MS to arrive at 34. My target number was 35, so I had the spectator deal off 34 cards and turn the 35th, an Ace of Hearts.

Example# 3:

The secret card was a 9 of Diamonds. I was given a 2, 3, 5, 8, and Jack. The Jack was a Diamond and I was fortunate to turn it first. I MS'd the Jack and 2 and produced what could be either a 9 or a King. I asked the spectator which they preferred and they said "King". (I'm bad about drawing to a 15 sometimes, even when the dealer's showing a 6) I said.. "What's your second choice?" We laughed, and they said "9". I told them that was really what I was feeling and I'm glad they picked a 9. I also told them I didn't want to put the success or failure of the effect on them, so I would follow MY instinct and say '9'. I'm willing to take a little risk to achieve a positive outcome. If they had said '9'.. it would have escalated the reveal factor like crazy. With the 9 of Diamonds established.. I had to produce a 34. Without enough large cards to reach 34, I had to produce the 2, the 3, and the Jack. I told the spectator the first three cards would tell us what we needed to know. I turned the 2 and the 3. I said that this would indicate a 5 or 23, depending on the next card. I turned the Jack and said I was really convinced our secret card would be somewhere in the middle of the deck. I used the 2 and 3 as 23 and added the Jack, 11, and totaled 34.. which lead us precisely to the 9 of Diamonds.

Example# 4:

This was the hand from hades. My secret card was a 4 of Spades. I flipped a 9 of Clubs, Jack of Hearts, 10 of Clubs, Jack of Spades, and King of Diamonds. I looked at this mess and thought, "*At least I have a Spade*". I produced the Spade with a Monge Shuffle and set to work trying to figure how I was going to get a 4 out of these cards.. After some serious thought and a little patter, I Monge Shuffled the two Jacks. I told the spectator the first two cards would reveal our value. I turned the Jacks and said...

"Well.. Jacks are 11. 11 and 11 totals 22.. and there's no card that could be identified via a 22... except.. maybe a 4. Two plus two.. I've got faith in these cards. Only once in 5 years have they let me down. They embarrassed me badly at a bar mitzvah several years ago, and I tossed them in a dumpster on the walk home. The next morning I went out to get the paper.. and there they were.. sitting on the top step. I decided to give them a second chance, I'm a big believer in second chances, and they have been true to me since. So let's go with a 4.. "

I had established the 4 of Spades as my secret card...

I needed a 37 for the location. Although it was a useless gesture, I gave the spectator the packet and asked them to shuffle it. I told them it would take all five cards to cipher the location of the 4. I fiddled with the packet, putting the 9 face up on the bottom. I turned the packet face down and dealt the King and Jack..

"*Thirteen and eleven.. Twenty-four.*" I turned the other Jack and the Ten..

"*Twenty-four plus a Jack, 11, is Thirty-five.. and Ten is Forty-five.*"

I turned the last card, the Nine, and said..

"Well, Forty-five and Nine is 54, which can't be right, so I assume I need to subtract. Forty-five minus Nine is 36. Please, deal off 36 cards.."

They dealt off 36 cards.. and I had them turn the 37th card.. the 4 of Spades.

Yes.. there's an OUT for every situation I've encountered. Sometimes it takes a couple of minutes to cipher. When it's taking longer than normal, think of a few

nonsensical questions to ask the spectator, as if their answers will sway the outcome.

“What’s your mother’s maiden name?”

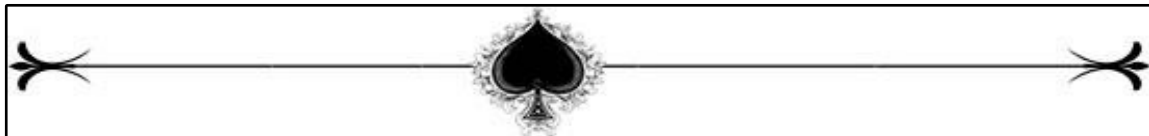
If they answer, ask to borrow a credit card. (not everyone gets this one)

“*What’s your dominant hand when you’re holding your putter?*”

Asking silly questions gives me time, and once every now and again I REALLY need a few extra seconds. Sometimes looking away from the cards and asking the spectator or the audience a question gives you a different perspective when you look back.

Remember, this effect is intended to be both entertaining AND fun to perform. It’s one of the few effects I perform that gives me great personal satisfaction when I pull a solution out of thin air.

Keep it light, and keep it funny. They’ll love you for sure.



I want to take one moment to honor my ‘mentor’.. **John Scarne**. My first magic book of any consequence was SCARNE ON CARD TRICKS.. That book spurred my interest in magic and led me through a personally rewarding adulthood full of magic and whimsy.

I hope you take a moment to visit me at the **MAGIC ROADSHOW JOURNAL OF MAGIC**, which for the past 20 years has been the largest **FREE** newsletter in all of magic. Averaging about 30 pages per issue, each issue is published online and in PDF format. <http://MagicRoadshow.com>

Feel free to email me personally at: Rick@MagicRoadshow.com

Rick Carruth

©2025 All rights reserved worldwide by Rick Carruth. Please do not illegally copy, print, or re-distribute this ebook in any way without permission from the author.

